Low Voltage Products

Switches
Enclosed safety switches 16...1250A

Power and productivity
for a better world™

Plastic

Front operated AC23A 400V, IP65

Black or red-yellow handle

OTP16H

Poles	A
3	16
4	-
6	-

OTP16-63

Poles	A	A	A	A
3	16	30	38	63
4	16	30	38	-
6	16	30	38	-

OTP75-90

Poles	A	A
3	80	90
4	80	90
6	80	90

OT125-1000

Poles	A	A	A	A	A	A	A	A
3	125	135	200	250	315	400	570	1000
4	125	135	200	250	315	400	-	-
6	125	135	200	250	315	400	570	-

Plastic

Side operated I_e AC23A 400V, IP65

Grey handle

BWS

Poles	A
3	16
4	16
6	-

BWS

Poles	A
3	25
4	25
6	-

BWS

Poles	A	A
3	-	
4	-	
6	16	25

Accessories

- Terminal clamps
- Cable glands and entries
- Auxiliary contacts

Steel sheet

Front operated AC23A 400V, IP65

Black or red-yellow handle

OTL16-36

Poles	A	A	A
3	16	30	38
4	16	30	38
6	16	30	38

OTL63

Poles	A
3	63
4	63
6	-

OTL 75-90

Poles	A	A
3	80	90
4	80	90
6	80	90

OT 90-1250

Poles	A	A	A	A	A	A	A	A	A	A	A
3	105	125	135	200	250	315	400	570	720	1000	1250
4	105	125	135	200	250	315	400	570	720	-	-
6	105	125	135	200	250	315	400	570	720	1000	-

Aluminum

Side operated I_e AC23A 400V, IP65

Grey handle

Aluminum

Front operated I_e AC23A 400V, IP65

Black handle

LBAS

Poles	A
3	16
4	16
6	-

LBAS

Poles	A
3	25
4	25
6	-

LBAS

Poles	A	A	A
3	45	75	90
4	45	75	90
6	-	75	-

LBAS

Poles	A	A
3	125	160
4	-	-
6	-	-

LBAS

Poles	A	A	A	A
3	200	250	400	630
4	-	-	-	-
6	-	-	-	-

Safety switches
16... 1250 A

Contents:

Safety switches

General ... 4 - 5
Technical data ... 6 - 7
Ordering information ... 8 - 66
Plastic enclosed safety switches ... 8 - 13
- Front operated ... 8 - 12
- White handle ... 8
- Black handle ... 8 - 10
  - 3-pole ... 8 - 9
  - 4-pole and 6-pole ... 10
- Red-yellow handle ... 11 - 12
  - 3-pole ... 11
  - 4-pole and 6-pole ... 12
- Side operated, 3-pole, 4-pole and 6-pole ... 13

Steel sheet enclosed safety switches, front operated ... 14 - 35
- Black handle ... 14 - 24
  - IP 65 ... 14 - 21
    - 3-pole ... 14 - 16
    - 4-pole ... 17 - 18
    - 6-pole ... 19 - 21
  - IP 54 ... 22 - 24
    - 3-pole ... 22 - 23
    - 6-pole ... 24
- Red-yellow handle ... 25 - 35
  - IP 65 ... 25 - 32
    - 3-pole ... 25 - 27
    - 4-pole ... 28 - 29
    - 6-pole ... 30 - 32
  - IP 54 ... 33 - 35
    - 3-pole ... 33 - 34
    - 6-pole ... 35

Stainless steel enclosed safety switches, front operated ... 36 - 37
- 3-pole, 4-pole and 6-pole ... 36-37

Aluminum enclosed safety switches, side operated ... 38
- 3-pole and 4-pole ... 38

Aluminum enclosed safety switches, front operated ... 39
- 3-pole, 4-pole and 6-pole ... 39

Acid proof stainless steel enclosed safety switches, front operated ... 40-41
- 3-pole ... 40
- 6-pole ... 41

DC safety switches

General ... 42
Ordering information ... 43-44

Accessories

Cabling ... 45
Accessories ... 46-53

EMC safety switches

Ordering information, EMC safety switches ... 54 - 65
Accessories ... 66

Dimension drawings ... 67 - 75

Index ... 76 - 84

Complete range of safety switches
From 16 to 1250 A

7.5...1200 kW, 690 V, AC-23A

Safety switches are designed to be mounted near a motor, or machine, to isolate it from the main circuit. They are manually operated switches, padlockable in the OFF-position, with reliable position indication, and designed to prevent accidental starting of electrical machinery e.g. during maintenance or repair situations. The safety switches are delivered with an auxiliary contact which can be used for electrical interlocking by connecting the safety switch to a contactor or other device controlling the motor.

The safety switch comes with a sticker label to help identify the safety switch to the maintenance engineer. To ensure maximum safety, its good practice to use a separate switch for normal start and stop and to use the safety switch only during repair and maintenance.

Better environmental durability

To meet the often tough conditions, the enclosures are made of strong, high quality materials. Depending on the application, or preference, its possible to select plastic, aluminum, steel sheet, stainless steel sheet and acid proof enclosures.

All switches, from sizes 200 A, have extra thick silver plated contacts, thus ensuring corrosion resistance even in the most difficult operational conditions. Gold plated auxiliary contacts for extremely difficult circumstances, are available on request.

Safety tested, including arc tests

All safety switches have been tested according to IEC 60947-3 standard. One of the most significant safety factors is the arc proof short-circuit durability. The safety switch construction criteria and materials are chosen with a strong emphasis on operational safety. After numerous tests, the range has proven to maintain high degree of safety throughout.

In the unlikely event of a short circuit the aluminum and steel sheet enclosures have built in expander washers and security latches to prevent personal injury. The force of the explosion and the dangerous arc gases are directed safely away from the operator.

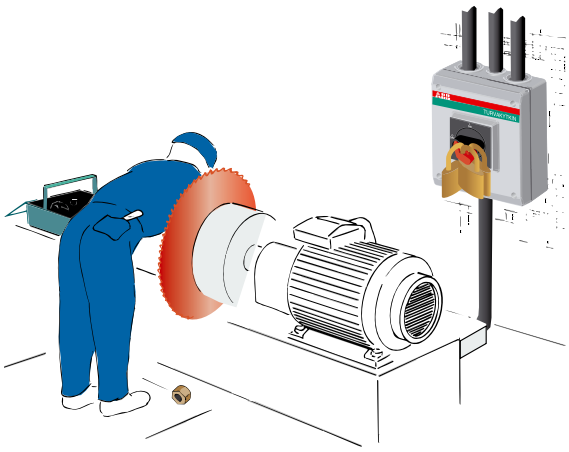

Disturbance protected safety switches

The EMC protected safety switches complying with IEC 61000-6-3/4 cover the power range of 16...1250 A according to EU directive 2004/108/EC.
Electromagnetic compatibility (EMC) refers to the ability of the apparatus to function in its surroundings despite electromagnetic disturbances in the environment, and without electromagnetically disturbing other devices in those surroundings. Disturbance protection characteristics are highlighted in environments where the disturbance from frequency converters may rise up to ten, even hundreds of MHz.

Reliable position indication

The handle indicates the position of the contacts with complete reliability in all situations. If the contacts are welded together, the handle does not reach the OFF-position but remains between ON and OFF, maintaining the door interlock and preventing padlocking. The reliable position indication is guaranteed in all circumstances because there are no elastic or non-compliant parts between the contacts and the handle.

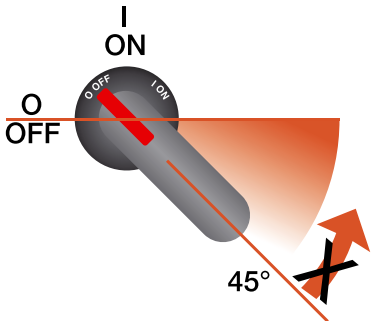

Padlocking of the handle

The handle can be padlocked in the OFF-position with one to six padlocks depending on type and accessories used. The door of the safety switch cannot be opened when the handle is in the ON-position.

Safety switches
Technical data

Data according to IEC 60947-3

Front operated

	Switch size		16	25	36	63	75	90_E	90_A
Plastic enclosed			OTP/OTE	OTP/OTE	OTP/OTE	OTP	OTP/OTE	OTP/OTE	OT_A
Steel sheet enclosed			OTL/OTR/ OT	OTL/OTR/ OT	OTL/OTR/ OT	OTL/OTR/ OT	OTL/OTR/ OT	OTL/OTR/ OT	OT_A
Rated Insulation voltage		V	750	750	750	750	750	750	750
Rated thermal current	40ºC	A	40	63	80	115	115	125	135
	60ºC	A	32	50	63	80	80	100	125
Rated operational power, AC-23A	230V	kW/A	5.5/23	7.5/30	11/38	18.5/63	22/80	22/90	30/105
	400V	kW/A	7.5/16	15/30	22/38	30/63	37/80	45/90	45/105
	500V	kW/A	7.5/16	15/30	22/32	30/50	37/60	45/70	45/70
	690V	kW/A	7.5/10	15/20	15/20	30/35	37/40	45/50	45/50
Rated conditional short-circuit current r.m.s and corresponding cut-off current of the fuse in single-phase test according to IEC60269	50kA, 400V [1]	kA	6.5	13	13	16.5	16.5	16.5	24
	Fuse size: gG/aM		40/32	100/80	100/80	125/125	125/125	125/125	200/250
	50kA, 690V [1]	kA	4	11	11	10	10	10	24
	Fuse size: gG/aM		25/16	80/63	80/63	63/63	63/63	63/63	200/250
Used switch type			OT40_	OT63_	OT80_	OT100_	OT100_	OT125F_	OT125A_

Side operated

	Switch size		16	25	45	75	90	125	160
Plastic enclosed			BWS	BWS					
Aluminum enclosed			LBAS	LBAS	LBAS	LBAS	LBAS	LBAS	LBAS
Rated Insulation voltage		V	690	690	750	750	750	1000	1000
Rated thermal current	40ºC	A	32	40	63	80	125	160	160
	60ºC	A			50	63	100		
Rated operational power / current AC-23A	400V	kW/A	7.5/16	11/25	22/45	37/75	45/90	55/125	75/160
	500V	kW/A	7.5/16	15/25	22/45	37/58	45/70	55/90	75/125
	690V	kW/A	7.5/10	11/16	15/20	18.5/20	45/50	55/70	75/80
Conditional short.circuit current		kA	25	25	50	50	50	50	50
Fuse protected shortcircuit making capacity	400V	kA	5	5	13	13	16.5	18	18
	500V	kA	4.8	4.8	11	11	10	18	18
	690V	kA	4.8	4.8	11	11	10	18	18
Max fuse	400V	A	50	50	63	80	125	200	250
	500V	A	35	35	63	80	63	200	250
	690V	A	35	35	63	80	63	200	250

For more information about our products, visit www.abb.com and our selection tool for enclosed switches at www.switchselector.com

[1] Other short-circuit ratings: see OT_OETL1GB catalogue.

- For more information on switches and their applications, see brochures OT_OETL 1 GB.
- Cabling, see page 45.
- Terminal clamps for Al/Cu cables on page 48, for more information see brochure OZX 1 GB.

Safety switches
Technical data

Front operated

125	160	200	250	315	400	630	800	1000*	1250
OT	OT	OT	OT	OT	OT	OT	OT	OT	OT
OT	OT	OT	OT	OT	OT	OT	OT	OT	OT
750	750	1000	1000	1000	1000	1000	1000	1000	1000
160	160	200	250	315	400	570	720	1000	1250
160	160	200	200	315	320	460	580		
37/125	43/135	55/200	75/250	90/315	110/400	180/570	200/720	315/1000	400/1250
55/125	75/135	110/200	132/250	160/315	220/400	315/570	400/720	560/1000	710/1250
55/90	75/125	132/200	160/250	200/315	280/400	400/570	500/720	710/1000	900/1250
55/70	75/80	160/200	200/250	250/315	355/400	560/570	710/720	1000/1000	1200/1250
24	24	35	35	50.5	50.5	71.5	71.5	75	
200/250	200/250	355/315	355/315	500/500	500/500	800/1000	800/1000	1000/1000	
24	24	35	35	50.5	50.5	71.5	71.5	75	
200/250	200/250	355/315	355/315	500/500	500/500	800/1000	800/1000	1000/1000	
OT160E_	OT160E_	OT200_	OT250_	OT315_	OT400_	OT630_	OT800_	OT1000_	OT1250_

200	250	400	630
LBAS	LBAS	LBAS	LBAS
1000	1000	1000	1000
270	315	500	630
132/250	160/315	250/500	315/630
160/250	200/315	315/500	355/580
200/250	250/315	315/350	355/350
50	50	50	50
35	35	50	50
35	35	50	50
35	35	50	50
400	400	630	800
400	400	630	800
400	400	630	800

Cable entries / sealing plugs for Safety switches BWS and LBAS.

Type	Cable entries size Metric threads	No of pcs. incl. IP 54	For cable diam. (mm)
BWS...16	M25	2	9-16
LBAS...16	M25	4	9-16
BWS 616, 625	M25	3	9-16
	M16	1	6-11
BWS ...25	M32	2	12-20
	M16	1	7-11
LBAS...25	M32	4	16-24
	M16	1	7-11
LBAS...45-...90	M40	4	19-25
	M16	1	6-11

* Lower ratings on 6-pole versions. See ordering information.

S00691A

OTP16H_

S00694A

OTP16HT_

S00695A

OTP16K_

S00696A

OTP16T_ OTP36T_
OTP25T_ OTP63T_

S00692A

OTP75T_
OTP90T_

S00835A

OT125_...1000_
OT160_...630_

Plastic enclosed safety switches, 3-pole, IP65

Cable entries from top and bottom

Installation safety switches, white handle, white enclosure (RAL9001)
The delivery includes N- and PE-terminals, two membrane cable glands, two pull stoppers, auxiliary contacts according to the following table. Type _/10 = 10 units / type.

Max. motor output / AC-23A 230V [kW]	400V [kW]	500V [kW]	690V [kW]	Cable outlets / side[1]	Auxiliary contacts included	Auxiliary contacts max.	Type	Ordering number	Weight [kg]
Round white handle									
5.5	7.5	7.5	7.5	2xPg16	-	1no+1nc	OTP16H3P1	1SCA022371R2400	0.4
5.5	7.5	7.5	7.5	2xPg16	-	1no+1nc	OTP16H3P1/10	1SCA022373R1700	4.0
5.5	7.5	7.5	7.5	2xPg16	1no	1no+1nc	OTP16H3P	1SCA022371R2310	0.4
5.5	7.5	7.5	7.5	2xPg16	1no	1no+1nc	OTP16H3P/10	1SCA022373R1610	4.0
5.5	7.5	7.5	7.5	2xM20	-	1no+1nc	OTP16H3M1	1SCA022432R1090	0.4
5.5	7.5	7.5	7.5	2xM20	-	1no+1nc	OTP16H3M1/10	1SCA022608R9750	4.0
5.5	7.5	7.5	7.5	2xM20	1no	1no+1nc	OTP16H3M	1SCA022608R8190	0.4
5.5	7.5	7.5	7.5	2xM20	1no	1no+1nc	OTP16H3M/10	1SCA022608R9240	4.0
5.5	7.5	7.5	7.5	2xM25	-	1no+1nc	OTP16H3M251	1SCA022699R3340	0.4
5.5	7.5	7.5	7.5	2xM25	-	1no+1nc	OTP16H3M251/10	1SCA022699R3420	4.0
5.5	7.5	7.5	7.5	2xM25	1no	1no+1nc	OTP16H3M25	1SCA022699R3000	0.4
5.5	7.5	7.5	7.5	2xM25	1no	1no+1nc	OTP16H3M25/10	1SCA022699R3180	4.0

Installation safety switches, black handle, grey enclosure

The delivery includes N- and PE-terminals, two membrane cable glands, two pull stoppers, a handle and auxiliary contacts according to the following table. Type _/10 = 10 units / type.

Round black handle									
5.5	7.5	7.5	7.5	2xM20	-	1no+1nc	OTP16HT3M1	1SCA022400R9320	0.4
5.5	7.5	7.5	7.5	2xM20	-	1no+1nc	OTP16HT3M1/10	1SCA022641R7600	4.0
5.5	7.5	7.5	7.5	2xM20	1no	1no+1nc	OTP16HT3M	1SCA022400R9410	0.4
5.5	7.5	7.5	7.5	2xM20	1no	1no+1nc	OTP16HT3M/10	1SCA022641R7510	4.0
5.5	7.5	7.5	7.5	2xM25	-	1no+1nc	OTP16HT3M251	1SCA022699R4070	0.4
5.5	7.5	7.5	7.5	2xM25	-	1no+1nc	OTP16HT3M251/10	1SCA022699R4150	4.0
5.5	7.5	7.5	7.5	2xM25	1no	1no+1nc	OTP16HT3M25	1SCA022699R3770	0.4
5.5	7.5	7.5	7.5	2xM25	1no	1no+1nc	OTP16HT3M25/10	1SCA022699R3850	4.0
Rectangular black handle									
5.5	7.5	7.5	7.5	2xM20	-	1no+1nc	OTP16K3M1	1SCA022400R9750	0.4
5.5	7.5	7.5	7.5	2xM20	1no	1no+1nc	OTP16K3M	1SCA022400R9830	0.4
5.5	7.5	7.5	7.5	2xM25	-	1no+1nc	OTP16K3M251	1SCA022699R4400	0.4
5.5	7.5	7.5	7.5	2xM25	1no	1no+1nc	OTP16K3M25	1SCA022699R4310	0.4

Industrial safety switches, grey enclosure

The delivery includes a black rectangular (OTP16...90) or pistol (OT125...) type handle (I-O, ON-OFF), PE-terminal and auxiliary contacts according to the following table. Also N-terminal up to size OTP90_. Knock-out openings, also for control cables. Compression glands have to be ordered separately.

5.5	7.5	7.5	7.5	2xM25+M16	1no	2no+2nc	OTP16T3M	1SCA022400R9910	0.5
7.5	15	15	15	2xM32+M16	1no	2no+2nc	OTP25T3M	1SCA022401R0090	0.9
11	22	22	15	2xM32+M16	1no	2no+2nc	OTP36T3M	1SCA022401R0170	0.9
18.5	30	30	30	2xM32+M16	1no	2no+2nc	OTP63T3M	1SCA022608R2910	1.0
22	37	37	37	2xM50+M16	1no	2no+2nc	OTP75T3M	1SCA022812R2890	2.4
22	45	45	45	2xM50+M16	1no	2no+2nc	OTP90T3M	1SCA022812R2970	2.4
Flanges have to be ordered separately									
22	37	37	37	I-flange	1no	2no+2nc	OTP75T3B	1SCA022371R2910	2.4
22	37	37	37	-	1no	2no+2nc	OTP75T3U	1SCA022401R0250	2.4
22	45	45	45	I-flange	1no	2no+2nc	OTP90T3B	1SCA022429R3450	2.4
22	45	45	45	-	1no	2no+2nc	OTP90T3U	1SCA022430R0760	2.4
37	55	55	55	II-flange	1no+1nc	1no+1nc	OT125EFCC3T	1SCA022260R4990	5.4
45	75	75	75	II-flange	1no+1nc	1no+1nc	OT160EFCC3T	1SCA022299R1910	7.0
55	110	132	160	II-flange	2no+1nc	2no+1nc	OT200KFCC3T	1SCA022260R5370	9.0
75	132	160	200	II-flange	2no+1nc	2no+1nc	OT250KFCC3T	1SCA022276R8830	9.0
90	160	200	250	II-flange	2no+1nc	2no+1nc	OT315KFCC3T	1SCA022276R9810	9.0
110	220	280	355	II-flange	2no+1nc	2no+1nc	OT400DFCC3T	1SCA022277R0490	16.0
180	355	400	560	2xII-flange	2no+1nc	2no+1nc	OT630KFCC3T	1SCA022277R1030	20.0
315	560	710	1000	2xII-flange	1no+1nc	1no+1nc	OT1000BFCC3T	1SCA022277R1620	35.0

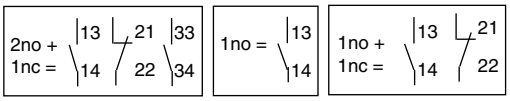

[1] Pg-threads available on request

OT125_...1000_
OT160_...630_

Plastic enclosed safety switches, 3-pole, IP65

Cable entries from bottom

The delivery includes a black pistol type handle (I-O/ON-OFF), PE-terminal, knock-out openings and auxiliary contacts according to the following table.

Max. motor output / AC-23A 230V [kW]	400V [kW]	500V [kW]	690V [kW]	Cable outlets / side[1)]	Auxiliary contacts included	Auxiliary contacts max.	Type	Ordering number	Weight [kg]
Knock-out flanges, flanges have to be ordered separately									
45	75	75	75	II-flange	1no+1nc	1no+1nc	OT160EGCC3T	1SCA022298R9680	7.0
55	110	132	160	II-flange	2no+1nc	2no+1nc	OT200KGCC3T	1SCA022276R8670	9.0
75	132	160	200	II-flange	2no+1nc	2no+1nc	OT250KGCC3T	1SCA022276R9640	9.0
90	160	200	250	II-flange	2no+1nc	2no+1nc	OT315KGCC3T	1SCA022277R0220	9.0
110	220	280	355	2xII-flange	2no+1nc	2no+1nc	OT400DGCC3T	1SCA022277R0810	24.0
180	355	400	560	2xII-flange	2no+1nc	2no+1nc	OT630KGCC3T	1SCA022277R1460	26.0

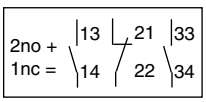

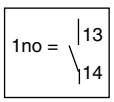

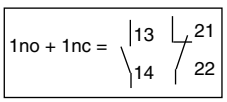

S00696A



OTP16T_
OTP25T_
OTP36T_

S00692A

OTP75T_
OTP90T_

S00835A

OT90A_...630_

Plastic enclosed safety switches, 4-pole, IP65

Cable entries from top and bottom

The delivery includes a black rectangular (OTP16...90) or pistol (OT125...) type handle (I-O/ON-OFF), PE-terminals, knock-out openings, also for control cables and auxiliary contacts according to the following table. Also N-terminal up to size OTP90_.

Max. motor output / AC-23A 230V [kW]	400V [kW]	500V [kW]	690V [kW]	Cable outlets / side[1)]	Auxiliary contacts included	Auxiliary contacts max.	Type	Ordering number	Weight [kg]
Compression glands have to be ordered separately									
5.5	7.5	7.5	7.5	2xM25+M16	1no	2no+2nc	OTP16T4M	1SCA022401R0500	0.53
7.5	15	15	15	2xM32+M16	1no	2no+2nc	OTP25T4M	1SCA022401R0680	0.96
11	22	22	15	2xM32+M16	1no	2no+2nc	OTP36T4M	1SCA022401R0760	0.96
22	37	37	37	2xM50+M16	1no	2no+2nc	OTP75T4M	1SCA022812R3010	2.5
22	45	45	45	2xM50+M16	1no	2no+2nc	OTP90T4M	1SCA022812R3190	2.5
Flanges have to be ordered separately									
22	37	37	37	I-flange	1no	2no+2nc	OTP75T4B	1SCA022383R0860	2.5
22	37	37	37	-	1no	2no+2nc	OTP75T4U	1SCA022401R0840	2.5
22	45	45	45	I-flange	1no	2no+2nc	OTP90T4B	1SCA022430R1310	2.5
22	45	45	45	-	1no	2no+2nc	OTP90T4U	1SCA022401R0840	2.5
Flanges have to be ordered separately									
37	55	55	55	II-flange	1no+1nc	1no+1nc	OT125EFCC4T	1SCA022483R0050	5.7
45	75	75	75	II-flange	1no+1nc	1no+1nc	OT160EFCC4T	1SCA022302R5660	7.3
55	110	132	160	II-flange	2no+1nc	2no+1nc	OT200KFCC4T	1SCA022367R9430	9.3
75	132	160	200	II-flange	2no+1nc	2no+1nc	OT250KFCC4T	1SCA022619R2250	9.3
90	160	200	250	II-flange	2no+1nc	2no+1nc	OT315KFCC4T	1SCA022367R9510	9.3
110	220	280	355	II-flange	2no+1nc	2no+1nc	OT400DFCC4T	1SCA022623R3970	17.0

Plastic enclosed safety switches, 6-pole, IP65

Cable entries from top and bottom

The delivery includes a black rectangular (OTP16...36) or pistol (OTP75...) type handle (I-O/ON-OFF), PE-terminals, knock-out openings, also for control cables and auxiliary contacts according to the following table. Also N-terminal up to size OTP90_.

Max. motor output / AC-23A 230V [kW]	400V [kW]	500V [kW]	690V [kW]	Cable outlets / side[1)]	Auxiliary contacts included	Auxiliary contacts max.	Type	Ordering number	Weight [kg]
Compression glands have to be ordered separately									
5.5	7.5	7.5	7.5	2xM25+M16	1no	1no+1nc	OTP16T6M	1SCA022401R1730	0.7
7.5	15	15	15	2xM32+M16	1no	1no+1nc	OTP25T6M	1SCA022401R1810	1.2
11	22	22	15	2xM32+M16	1no	1no+1nc	OTP36T6M	1SCA022401R1900	1.2
22	37	37	37	2xM50+M16	1no	2no+2nc	OTP75T6M	1SCA022812R3270	3.2
22	45	45	45	2xM50+M16	1no	2no+2nc	OTP90T6M	1SCA022812R3350	3.2
Flanges have to be ordered separately									
22	37	37	37	I-flange	1no	2no+2nc	OTP75T6B	1SCA022371R3040	3.2
22	37	37	37	-	1no	2no+2nc	OTP75T6U	1SCA022401R2030	3.2
22	45	45	45	I-flange	1no	2no+2nc	OTP90T6B	1SCA022430R2380	3.2
22	45	45	45	-	1no	2no+2nc	OTP90T6U	1SCA022430R2460	3.2
30	45	45	45	II-flange	2no+2nc	2no+2nc	OT90AFCC6T	1SCA022260R3590	7.0
37	55	55	55	II-flange	2no+2nc	2no+2nc	OT125EFCC6T	1SCA022260R5110	8.0
45	75	75	75	II-flange	2no+2nc	2no+2nc	OT160EFCC6T	1SCA022299R0260	8.0
55	110	132	160	2xII-flange	4no+2nc	4no+2nc	OT200KFCC6T	1SCA022260R5530	21
75	132	160	200	2xII-flange	4no+2nc	4no+2nc	OT250KFCC6T	1SCA022276R9480	21
90	160	200	250	2xII-flange	4no+2nc	4no+2nc	OT315KFCC6T	1SCA022277R0060	21
110	220	280	355	2xII-flange	4no+2nc	4no+2nc	OT400DFCC6T	1SCA022277R0650	29
180	315	400	560	2xII-flange	2no+2nc	2no+2nc	OT630KFCC6T	1SCA022277R1200	31

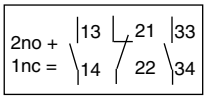

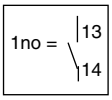

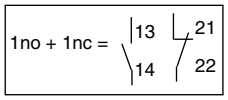

[1)] Pg-threads available on request

S00453A

OTP16K_

S00760A

OTP16A_ OTP25A_
OTP36A_ OTP63A_

S00763A

OTP75A_
OTP90A_

S01765A



OT125_...1000_
OT160_...630_

Plastic enclosed safety switches, 3-pole, IP65

Cable entries from top and bottom

Installation safety switches, grey enclosure

The delivery includes N- and PE-terminals, two membrane cable glands, two pull stoppers, a handle and auxiliary contacts according to the following table.

Max. motor output / AC-23A 230V [kW]	400V [kW]	500V [kW]	690V [kW]	Cable outlets / side [1]	Auxiliary contacts included	Auxiliary contacts max.	Type	Ordering number	Weight [kg]
Rectangular, red-yellow handle									
5.5	7.5	7.5	7.5	2xM20	-	1no+1nc	OTP16KA3M1	1SCA022401R0330	0.4
5.5	7.5	7.5	7.5	2xM20	1no	1no+1nc	OTP16KA3M	1SCA022399R6590	0.4
5.5	7.5	7.5	7.5	2xM25	-	1no+1nc	OTP16KA3M251	1SCA022699R4660	0.4
5.5	7.5	7.5	7.5	2xM25	1no	1no+1nc	OTP16KA3M25	1SCA022699R4580	0.4

Industrial safety switches, grey enclosure

The delivery includes a red-yellow rectangular (OTP16...90) or pistol (OT125...) type handle (I-O, ON-OFF), PE-terminal, knock-out openings, also for control cables and auxiliary contacts according to the following table. Also N-terminal up to size OTP90_.

Compression glands have to be ordered separately									
5.5	7.5	7.5	7.5	2xM25+M16	1no	2no+2nc	OTP16A3M	1SCA022399R6750	0.5
7.5	15	15	15	2xM32+M16	1no	2no+2nc	OTP25A3M	1SCA022399R6670	0.9
11	22	22	15	2xM32+M16	1no	2no+2nc	OTP36A3M	1SCA022399R6830	0.9
18.5	30	30	30	2xM32+M16	1no	2no+2nc	OTP63A3M	1SCA022613R1200	1.0
22	37	37	37	2xM50+M16	1no	2no+2nc	OTP75A3M	1SCA022812R3430	2.4
22	45	45	45	2xM50+M16	1no	2no+2nc	OTP90A3M	1SCA022812R3510	2.4
Flanges have to be ordered separately									
22	37	37	37	I-flange	1no	2no+2nc	OTP75A3B	1SCA022382R0550	2.4
22	37	37	37	-	1no	2no+2nc	OTP75A3U	1SCA022401R0410	2.4
22	45	45	45	I-flange	1no	2no+2nc	OTP90A3B	1SCA022430R0410	2.4
22	45	45	45	-	1no	2no+2nc	OTP90A3U	1SCA022430R1060	2.4
37	55	55	55	II-flange	1no+1nc	1no+1nc	OT125EFCC3A	1SCA022280R1040	5.4
45	75	75	75	II-flange	1no+1nc	1no+1nc	OT160EFCC3A	1SCA022278R6810	7.0
55	110	132	160	II-flange	2no+1nc	2no+1nc	OT200KFCC3A	1SCA022278R1340	9.0
75	132	160	200	II-flange	2no+1nc	2no+1nc	OT250KFCC3A	1SCA022278R1930	9.0
90	160	200	250	II-flange	2no+1nc	2no+1nc	OT315KFCC3A	1SCA022278R2580	9.0
110	220	280	355	II-flange	2no+1nc	2no+1nc	OT400DFCC3A	1SCA022278R3120	16
180	315	400	560	2xII-flange	2no+1nc	2no+1nc	OT630KFCC3A	1SCA022278R3710	20
315	560	710	1000	2xII-flange	2no+1nc	2no+1nc	OT1000BFCC3A	1SCA022297R5620	35

Cable entries from bottom

The delivery includes a red-yellow pistol type handle (I-O/ON-OFF), PE-terminal and auxiliary contacts according to the following table.

Max. motor output / AC-23A 230V [kW]	400V [kW]	500V [kW]	690V [kW]	Cable outlets / side [1]	Auxiliary contacts included	Auxiliary contacts max.	Type	Ordering number	Weight [kg]
Knock-out flanges, flanges have to be ordered separately									
45	75	75	75	II-flange	1no+1nc	1no+1nc	OT160EGCC3A	1SCA022297R5890	7.0
55	110	132	160	II-flange	2no+1nc	2no+1nc	OT200KGCC3A	1SCA022297R6010	9.0
75	132	160	200	II-flange	2no+1nc	2no+1nc	OT250KGCC3A	1SCA022297R6270	9.0
90	160	200	250	II-flange	2no+1nc	2no+1nc	OT315KGCC3A	1SCA022298R8280	9.0
110	220	280	355	2xII-flange	2no+1nc	2no+1nc	OT400DGCC3A	1SCA022297R6430	24
180	315	400	560	2xII-flange	2no+1nc	2no+1nc	OT630KGCC3A	1SCA022297R6600	26

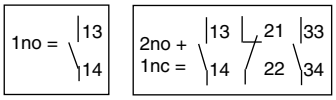

[1] Pg-threads available on request

Plastic enclosed safety switches, 4-pole, IP65



S00760A

OTP16A_
OTP25A_
OTP36A_

S00763A

OTP75A_
OTP90A_

Cable entries from top and bottom

The delivery includes a red-yellow rectangular (OTP16...90) or pistol (OT125...) type handle (I-O/ON-OFF), PE-terminals, knock-out openings, also for control cables and auxiliary contacts according to the following table. Also, N-terminal up to size OTP90_.

Max. motor output / AC-23A 230V [kW]	400V [kW]	500V [kW]	690V [kW]	Cable outlets / side[1)]	Auxiliary contacts included	Auxiliary contacts max.	Type	Ordering number	Weight [kg]
Compression glands have to be ordered separately									
5.5	7.5	7.5	7.5	2xM25+M16	1no	2no+2nc	OTP16A4M	1SCA022401R1060	0.53
7.5	15	15	15	2xM32+M16	1no	2no+2nc	OTP25A4M	1SCA022401R1220	0.96
11	22	22	15	2xM32+M16	1no	2no+2nc	OTP36A4M	1SCA022401R1490	0.96
22	37	37	37	2xM50+M16	1no	2no+2nc	OTP75A4M	1SCA022812R3780	2.5
22	45	45	45	2xM50+M16	1no	2no+2nc	OTP90A4M	1SCA022812R3860	2.5
Flanges have to be ordered separately									
22	37	37	37	I-flange	1no	2no+2nc	OTP75A4B	1SCA022401R1570	2.5
22	37	37	37	-	1no	2no+2nc	OTP75A4U	1SCA022401R1650	2.5
22	45	45	45	I-flange	1no	2no+2nc	OTP90A4B	1SCA022430R1900	2.5
22	45	45	45	-	1no	2no+2nc	OTP90A4U	1SCA022430R2030	2.5
Flanges have to be ordered separately									
37	55	55	55	II-flange	1no+1nc	1no+1nc	OT125EFCC4A	1SCA022745R6200	5.7
45	75	75	75	II-flange	1no+1nc	1no+1nc	OT160EFCC4A	1SCA022745R6380	7.3
55	110	132	160	II-flange	2no+1nc	2no+1nc	OT200KFCC4A	1SCA022745R6460	9.3
75	132	160	200	II-flange	2no+1nc	2no+1nc	OT250KFCC4A	1SCA022745R6540	9.3
90	160	200	250	II-flange	2no+1nc	2no+1nc	OT315KFCC4A	1SCA022745R6620	9.3
110	220	280	355	II-flange	2no+1nc	2no+1nc	OT400DFCC4A	1SCA022745R6710	17.0

Plastic enclosed safety switches, 6-pole, IP65



S01765A

OT90AF_...630_

Cable entries from top and bottom

The delivery includes a red-yellow handle (I-O/ON-OFF), PE-terminals, knock-out openings, also for control cables and auxiliary contacts according to the following table. Also, N-terminal up to size OTP90_.

Max. motor output / AC-23A 230V [kW]	400V [kW]	500V [kW]	690V [kW]	Cable outlets / side[1)]	Auxiliary contacts included	Auxiliary contacts max.	Type	Ordering number	Weight [kg]
Compression glands have to be ordered separately									
5.5	7.5	7.5	7.5	2xM25+M16	1no	1no+1nc	OTP16A6M	1SCA022401R2200	0.7
7.5	15	15	15	2xM32+M16	1no	1no+1nc	OTP25A6M	1SCA022401R2460	1.2
11	22	22	15	2xM32+M16	1no	1no+1nc	OTP36A6M	1SCA022401R2620	1.2
22	37	37	37	2xM50+M16	1no	2no+2nc	OTP75A6M	1SCA022812R3940	3.2
22	45	45	45	2xM50+M16	1no	2no+2nc	OTP90A6M	1SCA022812R4080	3.2
Flanges have to be ordered separately									
22	37	37	37	I-flange	1no	2no+2nc	OTP75A6B	1SCA022401R2710	3.2
22	37	37	37	-	1no	2no+2nc	OTP75A6U	1SCA022401R2890	3.2
22	45	45	45	I-flange	1no	2no+2nc	OTP90A6B	1SCA022430R2540	3.2
22	45	45	45	-	1no	2no+2nc	OTP90A6U	1SCA022430R2620	3.2
30	45	45	45	II-flange	2no+2nc	2no+2nc	OT90AFCC6A	1SCA022297R7830	7.0
37	55	55	55	II-flange	2no+2nc	2no+2nc	OT125EFCC6A	1SCA022297R8050	8.0
45	75	75	75	II-flange	2no+2nc	2no+2nc	OT160EFCC6A	1SCA022297R8210	8.0
55	110	132	160	2xII-flange	4no+2nc	4no+2nc	OT200KFCC6A	1SCA022297R8480	21
75	132	160	200	2xII-flange	4no+2nc	4no+2nc	OT250KFCC6A	1SCA022292R8640	21
90	160	200	250	2xII-flange	4no+2nc	4no+2nc	OT315KFCC6A	1SCA022292R7730	21
110	220	280	355	2xII-flange	4no+2nc	4no+2nc	OT400DFCC6A	1SCA022297R8810	29
180	315	400	560	2xII-flange	2no+2nc	2no+2nc	OT630KFCC6A	1SCA022297R9020	31

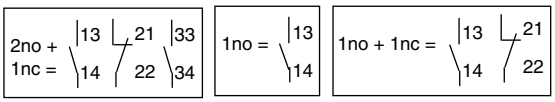

[1)] Pg-threads availeble on request

2CMC341011F0054

BWS316 TPN, BWS416 TPSN

2CMC341011F0055

BWS316 Y TPN, BWS416 Y TPSN

2CMC341011F0056

BWS325 TPN, BWS425 TPSN

2CMC341011F0060

BWS325 Y TPN, BWS425 Y TPSN

2CMC341011F0066

BWS616 TPN, BWS625 TPSN

2CMC341011F0070

BWS616 Y TPN, BWS625 Y TPN

Plastic enclosed side-operated safety switches, 3-pole, IP65

Cable entries from top and bottom

Enclosure in robust thermoplastic (PBT). Colors: Box in lighet grey, cover and handle in dark grey. (Except for *) The safety switch comes complete with neutral, PE terminal, one N.O auxiliary contact (**), cable entries with metric threaded knock-outs, IP 54 membrane glands / sealing plugs (See table 7). For IP65 protection compression glands must be used.

Rated operational current [A] AC-23A 500V	690V	Kwh	Cable entries Up/Down	Enclosure size [mm] W	H	D	Type	Order number	Weight [kg]
16	10	7.5	2xM25/2xM25	111	130	60	BWS316 TPN	2CMA142417R1000	0.32
25	16	11	2xM32/2xM32+1xM16	138	168	68	BWS325 TPN	2CMA142420R1000	0.41
16	10	7.5	2xM25/2xM25	111	130	60	BWS316 Y TPN*)	2CMA142423R1000	0.37
25	16	11	2xM32/2xM32+1xM16	138	168	68	BWS325 Y TPN*)	2CMA142426R1000	0.41
16	10	7.5	2xM25/2xM25	111	130	60	BWS316 F TPN**)	2CMA142440R1000	0.32

Plastic enclosed side-operated safety switches, 4-pole, IP65

Cable entries from top and bottom

Enclosure in robust thermoplastic (PBT). Colors: Box in lighet grey, cover and handle in dark grey. (Except for *) The safety switch comes complete with neutral, PE terminal, one N.O auxiliary contact (**), cable entries with metric threaded knock-outs, IP 54 membrane glands / sealing plugs (See table 7). For IP65 protection compression glands must be used.

Rated operational current [A] AC-23A 500V	690V	Kwh	Cable entries Up/Down	Enclosure size [mm] W	H	D	Type	Order number	Weight [kg]
16	10	7.5	2xM25/2xM25	111	130	60	BWS416 TPSN	2CMA142418R1000	0.32
25	16	11	2xM32/2xM32+1xM16	138	168	68	BWS425 TPSN	2CMA142421R1000	0.42
16	10	7.5	2xM25/2xM25	111	130	60	BWS416 Y TPSN*)	2CMA142424R1000	0.32
25	16	11	2xM32/2xM32+1xM16	138	168	68	BWS425 Y TPSN*)	2CMA142427R1000	0.42

Plastic enclosed side-operated safety switches, 6-pole, IP65

Cable entries from top and bottom

Enclosure in robust thermoplastic (PBT). Colors: Box in lighet grey, cover and handle in dark grey. (Except for *) The safety switch comes complete with neutral, PE terminal, one N.O auxiliary contact (**), cable entries with metric threaded knock-outs, IP 54 membrane glands / sealing plugs (See table 7). For IP65 protection compression glands must be used.

Rated operational current [A] AC-23A 500V	690V	Kwh	Cable entries Up/Down	Enclosure size [mm] W	H	D	Type	Order number	Weight [kg]
16	10	7.5	2xØ25+Ø16/2xØ25+Ø16	190	130	65	BWS616 TPN	2CMA142419R1000	0.54
25	16	11	2xØ25+Ø16/2xØ25+Ø16	190	130	65	BWS625 TPN	2CMA142422R1000	0.54
16	10	7.5	2xØ25+Ø16/2xØ25+Ø16	190	130	65	BWS616 Y TPN*)	2CMA142425R1000	0.54
25	16	11	2xØ25+Ø16/2xØ25+Ø16	190	130	65	BWS625 Y TPN*)	2CMA142428R1000	0.54

*) Light grey box, yellow cover, red handle
**) Auxiliary contact not included

S01211A

OTL16...36T3M

S01335A

OTL63T3M

S01251A

OTL75...90T3B

S01334A

OTL16...63T3B

Steel sheet enclosed safety switches, hinged cover, 3-pole, IP65

The delivery includes a black handle (I-O/ON-OFF), auxiliary contact 1 n.o. and PE-terminal, knock-out type cable openings, cable outlets also for control cable in the enclosure. Compression glands and flanges have to be ordered separately.

Cable entries from top and bottom

Max. motor output / AC-23A 230V [kW]	400V [kW]	500V [kW]	690V [kW]	Cable outlets /side	Auxiliary contacts included	Auxiliary contacts max.	Type	Ordering number	Weight [kg]
Selector handle									
5.5	7.5	7.5	7.5	2x∅25.5+∅16.5	1no	2no+2nc	OTL16T3M	1SCA022612R9810	1.7
7.5	15	15	15	2x∅32.5+∅16.5	1no	2no+2nc	OTL25T3M	1SCA022612R9990	1.9
11	22	22	15	2x∅32.5+∅16.5	1no	2no+2nc	OTL36T3M	1SCA022613R0060	1.9
Pistol handle									
18.5	30	30	30	2x∅32.5+∅16.5	1no	2no+2nc	OTL63T3M	1SCA022609R7180	2.4
22	37	37	37	B-flange	1no	2no+2nc	OTL75T3B	1SCA022546R0820	3.3
22	37	37	37	-	1no	2no+2nc	OTL75T3U	1SCA022718R4520	3.3
22	45	45	45	B-flange	1no	2no+2nc	OTL90T3B	1SCA022546R1120	3.3
22	45	45	45	-	1no	2no+2nc	OTL90T3U	1SCA022718R4610	3.3

Cable entries from bottom

Selector handle									
5.5	7.5	7.5	7.5	B-flange	1no	2no+2nc	OTL16T3B	1SCA022571R9150	1.7
7.5	15	15	15	B-flange	1no	2no+2nc	OTL25T3B	1SCA022571R9230	1.9
11	22	22	15	B-flange	1no	2no+2nc	OTL36T3B	1SCA022571R9310	1.9
18.5	30	30	30	B-flange	1no	2no+2nc	OTL63T3B	1SCA022571R9400	2.0

1no = 13 / 14

S00850A

OT160...1000

S00849A

OT90...1000

Steel sheet enclosed safety switches with cable entries, 3-pole, IP 65

Cable entries from top and bottom

Divided cable entries with ring-flange entries

The delivery includes:
- black pistol type handle (I-O / ON - OFF indication)
- auxiliary contacts are wired to the terminal blocks in sizes 200A...800A
- PE-terminal
- divided cable entry with ring-flange entries, entry plates fixed, the entry plates are used also for mounting the safety switch
- ring-flange covers with knock-out openings, (delivered unfastened), one knock-out opening / ring-flange cover.

The number of ring-flange covers and the size of knock-out openings on the table below.

To be ordered separately:
- ring-flanges, the following table illustrates the number of ring-flange entries / entry plate. Depending on the number of cables, ring-flange covers can be replaced by ring-flanges if required. The ordering information for ring-flanges on page 50.



Max. motor output / AC-23A 230V [kW]	400V [kW]	500V [kW]	690V [kW]	Number of ring-flange entries / side [pcs]	Size / number of ring-flange covers with knock-outs ø25,5	ø25,5	Auxiliary contacts included	Auxiliary contacts max.	Type	Ordering number	Weight [kg]
45	75	75	75	4	3	3	1no+1nc	1no+1nc	OT160ELRR3TZ	1SCA022339R9910	19
55	110	132	160	4	3	3	2no+1nc	2no+1nc	OT200KLRR3TZ	1SCA022340R0770	21
75	132	160	200	4	3	3	2no+1nc	2no+1nc	OT250KLRR3TZ	1SCA022340R1150	21
90	160	200	250	4	3	3	2no+1nc	2no+1nc	OT315KLRR3TZ	1SCA022340R1580	21
110	220	280	355	4	2	3	2no+1nc	2no+1nc	OT400DLRR3TZ	1SCA022340R1910	27
180	315	400	560	4	2	2	2no+1nc	2no+1nc	OT630KLRR3TZ	1SCA022281R6230	31
200	400	500	710	4	2	2	2no+1nc	2no+1nc	OT800ELRR3TZ	1SCA022827R8390	31
315	560	710	1000	8	5	5	2no+1nc	2no+1nc	OT1000BLRR3TZ	1SCA022340R3520	66
315	560	710	1000	4	1	1	2no+1nc	2no+1nc	OT1000BBRR3TZ	1SCA022340R3100	63
400	710	900	1200	8	5	5	2no+1nc	2no+1nc	OT1250ELRR3TZ	1SCA102773R1001	66

Cable entries with C-flange entries

The delivery includes:
- black pistol type handle (I-O / ON - OFF indication)
- auxiliary contacts are wired to the terminal blocks in sizes 200A...800A
- PE-terminal
- cable entries with C-flange entries, entry plates fixed, the entry plates are used also for mounting the safety switch
- Cover flanges, (delivered unfastened), the number of cover flanges on the table below

To be ordered separately:
- C-flanges, the following table illustrates the number of C-flange entries / entry plate. Depending on the number of cables, cover flanges can be replaced by C-flanges if required.

Max. motor output / AC-23A 230V [kW]	400V [kW]	500V [kW]	690V [kW]	Number of C-flange entries / side [pcs]	Number of cover flangess [pcs]	Auxiliary contacts included	Auxiliary contacts max.	Type	Ordering number	Weight [kg]
30	45	45	45	1	-	1no+1nc	1no+1nc	OT90ALCC3TZ	1SCA022340R5490	12
37	55	55	55	1	-	1no+1nc	1no+1nc	OT125ELCC3TZ	1SCA022281R5260	12
45	75	75	75	2	2	1no+1nc	1no+1nc	OT160ELCC3TZ	1SCA022340R0180	19
55	110	132	160	2	2	2no+1nc	2no+1nc	OT200KLCC3TZ	1SCA022281R5420	21
75	132	160	200	2	2	2no+1nc	2no+1nc	OT250KLCC3TZ	1SCA022281R5690	21
90	160	200	250	2	2	2no+1nc	2no+1nc	OT315KLCC3TZ	1SCA022281R5850	21
110	220	280	355	2	2	2no+1nc	2no+1nc	OT400DLCC3TZ	1SCA022281R6070	27
180	315	400	560	2	2	2no+1nc	2no+1nc	OT630KLCC3TZ	1SCA022340R2390	31
200	400	500	710	2	2	2no+1nc	2no+1nc	OT800ELCC3TZ	1SCA022828R0700	31
315	560	710	1000	6	8	1no+1nc	2no+2nc	OT1000BLCC3TZ	1SCA022340R3790	67
315	560	710	1000	3	2	1no+1nc	2no+2nc	OT1000BBCC3TZ	1SCA022340R3360	63
400	710	900	1200	6	8	2no+1nc	2no+1nc	OT1250ELCC3TZ	1SCA102769R1001	63

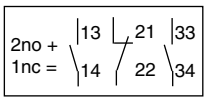

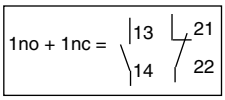

OT90...1000

OT90...1000

Steel sheet enclosed safety switches with cable entries, 3-pole, IP65

Cable entries from bottom

Divided cable entries with ring-flange entries

The delivery includes:

- black pistol type handle (I-O / ON - OFF indication)
- auxiliary contacts are wired to the terminal blocks in sizes 200A...800A
- PE-terminal
- divided cable entry with ring-flange entries on bottom, blank entry plate on top, both entry plates fixed, the entry plates are used also for mounting the safety switch
- ring-flange covers with knock-out openings, (delivered unfastened), one knock-out opening / ring-flange cover. The number of ring-flange covers and the size of knock-out openings on the table below.

To be ordered separately:

- ring-flanges, the following table illustrates the number of ring-flange entries on bottom. Depending on the number of cables, ring-flange covers can be replaced by ring-flanges if required.

The ordering information for ring-flanges on page 50.

Max. motor output / AC-23A 230V [kW]	400V [kW]	500V [kW]	690V [kW]	Number of ring-flange entries on bottom side [pcs]	Size / number of ring-flange covers with knock-outs ø25,5	ø40,5	Auxiliary contacts included	Auxiliary contacts max.	Type	Ordering number	Weight [kg]
30	45	45	45	4	2	2	1no+1nc	1no+1nc	OT90AAUR3TZ	1SCA022303R2440	12
37	55	55	55	4	2	2	1no+1nc	1no+1nc	OT125EAUR3TZ	1SCA022281R6660	12
45	75	75	75	4	1	1	1no+1nc	1no+1nc	OT160EAUR3TZ	1SCA022340R0340	21
55	110	132	160	4	1	1	2no+1nc	2no+1nc	OT200KAUR3TZ	1SCA022281R6820	23
75	132	160	200	4	1	1	2no+1nc	2no+1nc	OT250KAUR3TZ	1SCA022281R7040	27
90	160	200	250	4	1	1	2no+1nc	2no+1nc	OT315KAUR3TZ	1SCA022281R7210	27
110	220	280	355	4	1	1	2no+1nc	2no+1nc	OT400DAUR3TZ	1SCA022281R7470	30
180	315	400	560	8	2	2	2no+1nc	2no+1nc	OT630KAUR3TZ	1SCA022281R7630	50
180	315	400	560	4	-	-	2no+1nc	2no+1nc	OT630KBUR3TZ	1SCA022340R2710	48
200	400	500	710	8	2	2	2no+1nc	2no+1nc	OT800EAUR3TZ	1SCA022827R8210	50
315	560	710	1000	8	1	1	2no+1nc	2no+1nc	OT1000BAUR3TZ	1SCA022340R3950	73
400	710	900	1200	8	1	1	2no+1nc	2no+1nc	OT1250EAUR3TZ	1SCA103273R1001	73

Cable entries with C-flange entries

The delivery includes:

- black pistol type handle (I-O / ON - OFF indication)
- auxiliary contacts are wired to the terminal blocks in sizes 200A...800A
- PE-terminal
- cable entries with C-flange entries on bottom, blank entry plate on top, both entry plates fixed, the entry plates are used also for mounting the safety switch
- cover flanges, (delivered unfastened), the number of cover flanges on the table below

To be ordered separately:

- C-flanges, the following table illustrates the number of C-flange entries on bottom. Depending on the number of cables, cover flanges can be replaced by C-flanges if required.



Max. motor output / AC-23A 230V [kW]	400V [kW]	500V [kW]	690V [kW]	Number of C-flange] entries on bottom side [pcs]	Number of cover flanges [pcs]	Auxiliary contacts included	Auxiliary contacts max.	Type	Ordering number	Weight [kg]
30	45	45	45	2	1	1no+1nc	1no+1nc	OT90AAUC3TZ	1SCA022339R1840	12
37	55	55	55	2	1	1no+1nc	1no+1nc	OT125EAUC3TZ	1SCA022339R2060	12
45	75	75	75	2	1	1no+1nc	1no+1nc	OT160EAUC3TZ	1SCA022340R0510	21
55	110	132	160	2	1	2no+1nc	2no+1nc	OT200KAUC3TZ	1SCA022340R0930	23
75	132	160	200	2	1	2no+1nc	2no+1nc	OT250KAUC3TZ	1SCA022340R1310	27
90	160	200	250	2	1	2no+1nc	2no+1nc	OT315KAUC3TZ	1SCA022340R1740	27
110	220	280	355	2	1	2no+1nc	2no+1nc	OT400DAUC3TZ	1SCA022340R2120	30
180	315	400	560	4	2	2no+1nc	2no+1nc	OT630KAUC3TZ	1SCA022340R2550	50
180	315	400	560	3	1	2no+1nc	2no+1nc	OT630KBUC3TZ	1SCA022340R2980	48
200	400	500	710	4	2	2no+1nc	2no+1nc	OT800EAUC3TZ	1SCA022827R9790	50
315	560	710	1000	6	3	2no+1nc	2no+1nc	OT1000BAUC3TZ	1SCA022340R4170	73
400	710	900	1200	6	3	2no+1nc	2no+1nc	OT1250EAUC3TZ	1SCA103274R1001	73

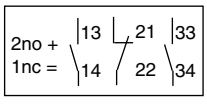

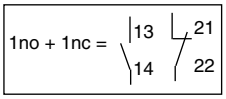

S01211A

OTL16...36T4M

S01335A

OTL63T4M

S01251A

OTL75...90T4B

S01334A

OTL16...63T4B

Steel sheet enclosed safety switches, hinged cover, 4-pole, IP65

The delivery includes a black handle (I-O/ON-OFF), auxiliary contact 1 n.o. and PE-terminal, knock-out type cable openings, cable outlets also for control cable in the enclosure. Compression glands and flanges have to be ordered separately.

Cable entries from top and bottom

Max. motor output / AC-23A 230V [kW]	400V [kW]	500V [kW]	690V [kW]	Cable outlets / side	Auxiliary contacts included	Auxiliary contacts max.	Type	Ordering number	Weight [kg]
Selector handle									
5.5	7.5	7.5	7.5	2x∅25.5+∅16.5	1no	2no+2nc	OTL16T4M	1SCA022613R0140	1.8
7.5	15	15	15	2x∅32.5+∅16.5	1no	2no+2nc	OTL25T4M	1SCA022613R0220	2.0
11	22	22	15	2x∅32.5+∅16.5	1no	2no+2nc	OTL36T4M	1SCA022613R0310	2.0
Pistol handle									
18.5	30	30	30	2x∅32.5+∅16.5	1no	2no+2nc	OTL63T4M	1SCA022613R0490	2.5
22	37	37	37	B-flange	1no	2no+2nc	OTL75T4B	1SCA022546R0910	3.4
22	45	45	45	B-flange	1no	2no+2nc	OTL90T4B	1SCA022546R1210	3.4

Cable entries from bottom

Selector handle									
5,.5	7.5	7.5	7.5	B-flange	1no	2no+2nc	OTL16T4B	1SCA022580R5150	1.8
7.5	15	15	15	B-flange	1no	2no+2nc	OTL25T4B	1SCA022580R5310	2.0
11	22	22	15	B-flange	1no	2no+2nc	OTL36T4B	1SCA022580R5400	2.0
18.5	30	30	30	B-flange	1no	1no+1nc	OTL63T4B	1SCA022580R5580	2.1

1no = 13 / 14

S00850A

OT160...630

S00849A

OT90...630

Steel sheet enclosed safety switches with cable entries, 4-pole, IP65

Cable entries from top and bottom

Divided cable entries with ring-flange entries

The delivery includes:
- black pistol type handle (I-O / ON - OFF indication)
- auxiliary contacts are wired to the terminal blocks in sizes 200A...800A
- PE-terminal
- divided cable entries with ring-flange entries, entry plates fixed, the entry plates are used also for mounting the safety switches
- ring-flange covers with knock-out openings (delivered unfastened), one knock-out opening / ring-flange cover. The number of ring-flange covers and the size of knock-out openings on the table below.

To be ordered separately:
- ring-flanges, the following table illustrates the number of ring-flange entries / entry plate. Depending on the number of cables, ring-flange covers can be replaced by ring-flanges if required. The ordering information for ring-flanges on page 50.

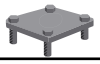

Max. motor output / AC-23A 230V [kW]	400V [kW]	500V [kW]	690V [kW]	Number of ring-flange entries / side [pcs]	Size / number of ring-flange covers with knock-outs ø25,5	ø40,5	Auxiliary contacts included	Auxiliary contacts max.	Type	Ordering number	Weight [kg]
45	75	75	75	4	3	3	1no+1nc	1no+1nc	OT160ELRR4TZ	1SCA022461R5240	20
55	110	132	160	4	3	3	2no+1nc	2no+1nc	OT200KLRR4TZ	1SCA022461R5410	22
75	132	160	200	4	3	3	2no+1nc	2no+1nc	OT250KLRR4TZ	1SCA022461R5670	22
90	160	200	250	4	3	3	2no+1nc	2no+1nc	OT315KLRR4TZ	1SCA022461R5830	22
110	220	280	355	4	2	3	2no+1nc	2no+1nc	OT400DLRR4TZ	1SCA022461R6050	29
180	315	400	560	4	2	3	2no+1nc	2no+1nc	OT630KLRR4TZ	1SCA022461R6210	33
200	400	500	710	4	2	3	2no+1nc	2no+1nc	OT800ELRR4TZ	1SCA022828R1260	33

Cable entries with C-flange entries

The delivery includes:
- black pistol type handle (I-O / ON - OFF indication)
- auxiliary contacts are wired to the terminal blocks in sizes 200A...800A
- PE-terminal
- cable entries with C-flange entries, entry plates fixed, the entry plates are used also for mounting the safety switch
- cover flanges, (delivered unfastened), the number of cover flanges on the table below.

To be ordered separately:
- C-flanges, the following table illustrates the number of C-flange entries / entry plate. Depending on the number of cables, cover flanges can be replaced by C-flanges if required.



Max. motor output / AC-23A 230V [kW]	400V [kW]	500V [kW]	690V [kW]	Number of C-flange entries / side [pcs]	Number of cover flanges [pcs]	Auxiliary contacts included	Auxiliary contacts max.	Type	Ordering number	Weight [kg]
30	45	45	45	1	-	1no+1nc	1no+1nc	OT90ALCC4TZ	1SCA022461R5080	13
37	55	55	55	1	-	1no+1nc	1no+1nc	OT125ELCC4TZ	1SCA022461R5160	13
45	75	75	75	2	2	1no+1nc	1no+1nc	OT160ELCC4TZ	1SCA022461R5320	20
55	110	132	160	2	2	2no+1nc	2no+1nc	OT200KLCC4TZ	1SCA022461R5590	22
75	132	160	200	2	2	2no+1nc	2no+1nc	OT250KLCC4TZ	1SCA022461R5750	22
90	160	200	250	2	2	2no+1nc	2no+1nc	OT315KLCC4TZ	1SCA022461R5910	22
110	220	280	355	2	2	2no+1nc	2no+1nc	OT400DLCC4TZ	1SCA022461R6130	29
180	315	400	560	2	2	2no+1nc	2no+1nc	OT630KLCC4TZ	1SCA022461R6130	33
200	400	500	710	2	2	2no+1nc	2no+1nc	OT800ELCC4TZ	1SCA022828R1420	33

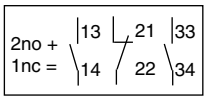

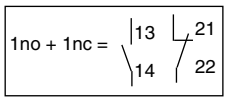

S01211A

OTL16T6M

S01335A

OTL25...36T6M

S01251A

OTL25...90T6B

S01334A

OTL16T6B

Steel sheet enclosed safety switches, hinged cover, 6-pole, IP65

The delivery includes a black handle (I-O/ON-OFF), auxiliary contact 1 n.o. and PE-terminal, knock-out type cable openings, cable outlets also for control cable in the enclosure. Compression glands and flanges have to be ordered separately.

Cable entries from top and bottom

Max. motor output / AC-23A 230V [kW]	400V [kW]	500V [kW]	690V [kW]	Cable outlets / side	Auxiliary contacts included	Auxiliary contacts max.	Type	Ordering number	Weight [kg]
Selector handle									
5.5	7.5	7.5	7.5	2x∅25.5+∅16.5	1no	2no+2nc	OTL16T6M	1SCA022613R0570	1.8
Pistol handle									
7.5	15	15	15	2x∅32.5+∅16.5	1no	1no+1nc	OTL25T6M	1SCA022613R0650	2.5
7.5	15	15	15	B-flange	1no	1no+1nc	OTL25T6B	1SCA022580R8090	3.4
11	22	22	15	2x∅32.5+∅16.5	1no	1no+1nc	OTL36T6M	1SCA022613R0730	2.5
11	22	22	15	B-flange	1no	1no+1nc	OTL36T6B	1SCA022580R8170	3.4
22	37	37	37	B-flange	1no	1no	OTL75T6B	1SCA022546R1040	3.6
22	37	37	37	-	1no	1no	OTL75T6U	1SCA022730R9160	3.6
22	45	45	45	B-flange	1no	1no	OTL90T6B	1SCA022546R1390	3.6
22	45	45	45	-	1no	1no	OTL90T6U	1SCA022730R9240	3.6

Cable entries from bottom

Selector handle									
5.5	7.5	7.5	7.5	B-flange	1no	2no+2nc	OTL16T6B	1SCA022580R5230	1.8

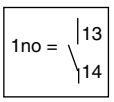

S00850A

OT90...1000

S00849A

OT63...1000

Steel sheet enclosed safety switches with cable entries, 6-pole, IP65

Cable entries from top and bottom

Divided cable entries with ring-flange entries

The delivery includes:
- black pistol type handle (I-O / ON - OFF indication)
- auxiliary contacts are wired to the terminal blocks in sizes 200A...800A
- PE-terminal
- divided cable entries with ring-flange entries, entry plates fixed, the entry plates are used also for mounting the safety switch
- ring-flange covers with knock-out openings, (delivered unfastened), one knock-out opening / ring-flange cover. The number of ring-flange covers and the size of knock-out openings on the table below.

To be ordered separately:
- ring-flanges, the following table illustrates the number of ring-flange entries / entry plate. Depending on the number of cables, ring-flange covers can be replaced by ring-flanges if required.
  The ordering information for ring-flanges on page 50.

Max. motor output / AC-23A 230V [kW]	400V [kW]	500V [kW]	690V [kW]	Number of ring-flange entries / side [pcs]	Size / number of ring-flange covers with knock-outs ø25,5	ø40,5	Auxiliary contacts included	Auxiliary contacts max.	Type	Ordering number	Weight [kg]
30	45	45	45	4	2	2	2no+2nc	2no+2nc	OT90ALRR6TZ	1SCA022340R4500	14
37	55	55	55	4	2	2	2no+2nc	2no+2nc	OT125ELRR6TZ	1SCA022340R4920	14
45	75	75	75	4	2	2	2no+2nc	2no+2nc	OT160ELRR6TZ	1SCA022340R5310	29
55	110	132	160	8	6	6	4no+2nc	4no+2nc	OT200KLRR6TZ	1SCA022340R5730	37
75	132	160	200	8	4	4	4no+2nc	4no+2nc	OT250KLRR6TZ	1SCA022338R7490	42
90	160	200	250	8	4	4	4no+2nc	4no+2nc	OT315KLRR6TZ	1SCA022338R7810	42
110	220	280	355	8	4	4	4no+2nc	4no+2nc	OT400DLRR6TZ	1SCA022338R8200	45
180	315	400	560	8	4	4	4no+2nc	4no+2nc	OT630KLRR6TZ	1SCA022338R8620	54
200	400	500	710	8	4	4	4no+2nc	4no+2nc	OT800ELRR6TZ	1SCA022827R8470	54
250	500	600	800	8	2	2	2no+2nc	4no+2nc	OT1000BLRR6TZ	1SCA022338R9010	90

Cable entries with C-flange entries

The delivery includes:
- black pistol type handle (I-O / ON - OFF indication)
- auxiliary contacts are wired to the terminal blocks in sizes 200A...800A
- PE-terminal
- cable entries with C-flange entries, entry plates fixed, the entry plates are used also for mounting the safety switch
- cover flanges, (delivered unfastened), the number of cover flanges on the table below

To be ordered separately:
- C-flanges, the following table illustrates the number of C-flange entries / entry plate. Depending on the number of cables, cover flanges can be replaced by C-flanges if required.

Max. motor output / AC-23A 230V [kW]	400V [kW]	500V [kW]	690V [kW]	Number of C-flange entries / side [pcs]	Number of cover flanges [pcs]	Auxiliary contacts included	Auxiliary contacts max.	Type	Ordering number	Weight [kg]
30	45	45	45	2	2	2no+2nc	2no+2nc	OT90ALCC6TZ	1SCA022340R4760	14
37	55	55	55	2	2	2no+2nc	2no+2nc	OT125ELCC6TZ	1SCA022340R5140	14
45	75	75	75	2	2	2no+2nc	2no+2nc	OT160ELCC6TZ	1SCA022340R5570	29
55	110	132	160	4	4	4no+2nc	4no+2nc	OT200KLCC6TZ	1SCA022338R7220	37
75	132	160	200	4	4	4no+2nc	4no+2nc	OT250KLCC6TZ	1SCA022338R7650	42
90	160	200	250	4	4	4no+2nc	4no+2nc	OT315KLCC6TZ	1SCA022338R8030	42
110	220	280	355	4	4	4no+2nc	4no+2nc	OT400DLCC6TZ	1SCA022338R8460	45
180	315	400	560	4	4	4no+2nc	4no+2nc	OT630KLCC6TZ	1SCA022338R8890	54
200	400	500	710	4	4	4no+2nc	4no+2nc	OT800ELCC6TZ	1SCA022828R2230	54
250	500	600	800	6	4	2no+2nc	4no+2nc	OT1000BLCC6TZ	1SCA022338R9270	91

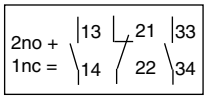

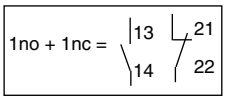

Steel sheet enclosed safety switches with cable entries, 6-pole, IP65



OT90...630



OT90...630

Cable entries from bottom

Divided cable entries with ring-flange entries

The delivery includes:
- black pistol type handle (I-O / ON - OFF indication)
- auxiliary contacts are wired to the terminal blocks in sizes 200A...800A
- PE-terminal
- divided cable entry with ring-flange entries on bottom, blank entry plate on top, both entry plates fixed, the entry plates are also used for mounting the safety switch
- ring-flange covers with knock-out openings, (delivered unfastened), one knock-out opening / ring-flange cover. The number of ring-flange covers and the size of knock-out openings on the table below.

To be ordered separately:
- ring-flanges, the following table illustrates the number of ring-flange entries on bottom. Depending on the number of cables, ring-flange covers can be replaced by ring-flanges if required. The ordering information for ring-flanges on page 50.



Max. motor output / AC-23A 230V [kW]	400V [kW]	500V [kW]	690V [kW]	Number of ring-flange entries / side [pcs]	Size / number of ring-flange covers with knock-outs ø25,5	ø40,5	Auxiliary contacts included	Auxiliary contacts max.	Type	Ordering number	Weight [kg]
30	45	45	45	4	2	2	2no+2nc	2no+2nc	OT90AAUR6TZ	1SCA022360R1910	22
37	55	55	55	4	2	2	2no+2nc	2no+2nc	OT125EAUR6TZ	1SCA022325R0350	22
45	75	75	75	4	2	2	2no+2nc	2no+2nc	OT160EAUR6TZ	1SCA022360R2210	32
55	110	132	160	8	2	2	2no+1nc	2no+1nc	OT200KAUR6TZ	1SCA022339R0010	39
75	132	160	200	8	2	2	2no+1nc	2no+1nc	OT250KAUR6TZ	1SCA022360R2560	45
90	160	200	250	8	2	-	2no+1nc	2no+1nc	OT315KAUR6TZ	1SCA022360R2720	45
110	220	280	355	8	2	-	2no+1nc	2no+1nc	OT400DAUR6TZ	1SCA022360R2990	48
180	315	400	560	8	2	-	2no+1nc	2no+1nc	OT630KAUR6TZ	1SCA022460R9940	85

Cable entries with C-flange entries

The delivery includes:
- black pistol type handle (I-O / ON - OFF indication)
- auxiliary contacts are wired to the terminal blocks in sizes 200A...800A
- PE-terminal
- cable entries with C-flange entries, blank entry plate on top, both entry plates fixed, the entry plates are also used for mounting the safety switch
- cover flanges, (delivered unfastened), the number of cover flanges on the table below.

To be ordered separately:
- C-flanges, the following table illustrates the number of C-flange entries on bottom. Depending on the number of cables, cover flanges can be replaced by C-flanges if required.

Max. motor output / AC-23A 230V [kW]	400V [kW]	500V [kW]	690V [kW]	Number of C-flange entries / side [pcs]	Number of cover flanges [pcs]	Auxiliary contacts included	Auxiliary contacts max.	Type	Ordering number	Weight [kg]
30	45	45	45	2	1	2no+2nc	2no+2nc	OT90AAUC6TZ	1SCA022360R2130	22
37	55	55	55	2	1	2no+2nc	2no+2nc	OT125EAUC6TZ	1SCA022338R9600	22
45	75	75	75	2	1	2no+2nc	2no+2nc	OT160EAUC6TZ	1SCA022360R2300	32
55	110	132	160	4	2	2no+1nc	2no+1nc	OT200KAUC6TZ	1SCA022339R0280	39
75	132	160	200	4	2	2no+1nc	2no+1nc	OT250KAUC6TZ	1SCA022360R2640	45
90	160	200	250	4	1	2no+1nc	2no+1nc	OT315KAUC6TZ	1SCA022360R2810	45
110	220	280	355	4	1	2no+1nc	2no+1nc	OT400DAUC6TZ	1SCA022360R3020	48
180	315	400	560	6	2	2no+1nc	2no+1nc	OT630KAUC6TZ	1SCA022460R9860	85

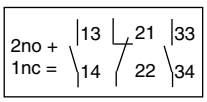

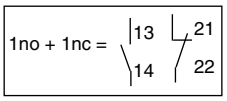

S00822A

OT16...90EL_

Steel sheet enclosed safety switches, 3-pole, IP 54

Cable entries from top and bottom

The delivery includes a black selector type handle (I-O/ON-OFF), auxiliary contacts according to the following table and PE-terminal. IP 65 types available on request.

Max. motor output / AC-23A 230V [kW]	400V [kW]	500V [kW]	690V [kW]	Cable outlets /side	Auxiliary contacts included	Auxiliary contacts max.	Type	Ordering number	Weight [kg]
Screw fixed cover									
Knock-out openings included, also for control cable. Compression glands and flanges have to be ordered separately.									
5.5	7.5	7.5	7.5	2xø25+ø16	1no	2no+2nc	OT16ELMM3T	1SCA022472R6070	1.6
5.5	7.5	7.5	7.5	2xø25+ø16	-	2no+2nc	OT16ELMM3T1	1SCA022472R6150	1.6
7.5	15	15	15	2xø32+ø16	1no	2no+2nc	OT25ELMM3T	1SCA022472R6230	1.6
11	22	22	15	2xø32+ø16	1no	2no+2nc	OT36ELMM3T	1SCA022472R6310	1.7
18.5	30	30	30	2xø32+ø16	1no	2no+2nc	OT63ELMM3T	1SCA022473R0000	3.7
22	37	37	37	B-flange	1no	2no+2nc	OT75ELBB3T	1SCA022462R3000	4.5
22	45	45	45	B-flange	1no	2no+2nc	OT90ELBB3T	1SCA022462R3180	4.5

S00834A

OT90AL...1000

Open top and bottom

The delivery incudes a black pistol type handle (I-O/ON-OFF), auxiliary contacts according to the following table and PE-terminal. IP 65 types available on request.
Cable entries and flanges have to be ordered separately, see “Accessories”, page 50-51.
The cable entries are also used for mounting the safety switches.

Max. motor output / AC-23A 230V [kW]	400V [kW]	500V [kW]	690V [kW]	Size of suitable cable entry W x D [mm]	Auxiliary contacts included	Auxiliary contacts max.	Type	Ordering number	Weight [kg]
30	45	45	45	250 x 180	1no+1nc	1no+1nc	OT90ALAA3T	1SCA022281R7390	9.8
37	55	55	55	250 x 180	1no+1nc	1no+1nc	OT125ELAA3T	1SCA022277R3240	9.8
45	75	75	75	400 x 230	1no+1nc	1no+1nc	OT160ELAA3T	1SCA022281R7550	15
55	110	132	160	400 x 230	2no+1nc	2no+1nc	OT200KLAA3T	1SCA022277R3830	17
75	132	160	200	400 x 230	2no+1nc	2no+1nc	OT250KLAA3T	1SCA022277R4480	17
90	160	200	250	400 x 230	2no+1nc	2no+1nc	OT315KLAA3T	1SCA022276R8910	17
110	220	280	355	400 x 230	2no+1nc	2no+1nc	OT400DLAA3T	1SCA022276R9560	23
180	315	400	560	400 x 230	2no+1nc	2no+1nc	OT630KLAA3T	1SCA022277R0140	27
200	400	500	710	400 x 230	2no+1nc	2no+1nc	OT800ELAA3T	1SCA022828R0530	27
315	560	710	1000	800 x 330	2no+1nc	2no+1nc	OT1000BLAA3T	1SCA022277R0730	56

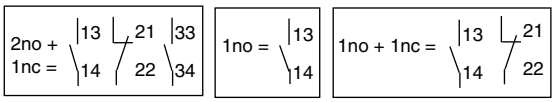

OT90...1000

Steel sheet enclosed safety switches, 3-pole, IP54

Cable entries from bottom

The delivery incudes a black pistol type handle (I-O/ON-OFF), auxiliary contacts according to the following table and PE-terminal. IP 65 types available on request.

Open bottom

Blank entry plate on top. Cable entry and flanges have to be ordered separately for bottom, see pages 50-51. The cable entries are also used for mounting the safety switches.

Max. motor output / AC-23A 230V [kW]	400V [kW]	500V [kW]	690V [kW]	Size of suitable cable entry W x D [mm]	Auxiliary contacts included	Auxiliary contacts max.	Type	Ordering number	Weight [kg]
11	18.5	18.5	15	250 x 180	1no	2no+2nc	OT36EAUA3T	1SCA022470R8760	9.8
22	37	37	37	250 x 180	1no	2no+2nc	OT75EAUA3T	1SCA022470R8920	10
30	45	45	45	400 x 230	1no+1nc*	1no+1nc	OT90AAUA3T	1SCA022299R0420	10
37	55	55	55	400 x 230	1no+1nc*	1no+1nc	OT125EAUA3T	1SCA022277R3670	10
45	75	75	75	400 x 230	1no+1nc*	1no+1nc	OT160EAUA3T	1SCA022299R0690	19
55	110	132	160	400 x 230	2no+1nc	2no+1nc	OT200KAUA3T	1SCA022277R4210	21
75	132	160	200	400 x 230	2no+1nc	2no+1nc	OT250KAUA3T	1SCA022276R8750	25
90	160	200	250	400 x 230	2no+1nc	2no+1nc	OT315KAUA3T	1SCA022276R9300	25
110	220	280	355	400 x 230	2no+1nc	2no+1nc	OT400DAUA3T	1SCA022276R9990	28
180	315	400	560	800 x 230	2no+1nc	2no+1nc	OT630KAUA3T	1SCA022277R0570	46
180	315	400	560	400 x 330	2no+1nc	2no+1nc	OT630KBUA3T	1SCA022284R1510	46
200	400	500	710	800 x 230	2no+1nc	2no+1nc	OT800EAUA3T	1SCA022827R9610	46
315	560	710	1000	800 x 330	2no+1nc	2no+1nc	OT1000BAUA3T	1SCA022277R1110	68

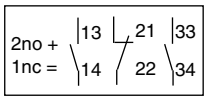

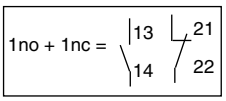

Steel sheet enclosed safety switches, 6-pole, IP54

S00822A

OT16...75

Cable entries from top and bottom

The delivery includes a black selector type handle (I-O/ON-OFF), auxiliary contacts according to the following table, and PE-terminal. IP 65 types available on request.

Max. motor output / AC-23A 230V [kW]	400V [kW]	500V [kW]	690V [kW]	Cable outlets /side	Auxiliary contacts included	Auxiliary contacts max.	Type	Ordering number	Weight [kg]
Screw fixed cover									
Knock-out openings included, also for control cable. Compression glands and flanges have to be ordered separately.									
5.5	7.5	7.5	7.5	2xø25+ø16	1no	2no+2nc	OT16ELMM6T	1SCA022473R3100	1.9
7.5	15	15	15	2xø32+ø16	1no	2no+2nc	OT25ELMM6T	1SCA022473R3280	4.0
11	22	22	15	2xø32+ø16	1no	2no+2nc	OT36ELMM6T	1SCA022472R9840	4.0
22	37	37	37	B-flange	1no	2no+2nc	OT75ELBB6T	1SCA022462R3510	4.0

S00834A

OT90...1000

Open top and bottom

Black pistol type handle. Cable entries and flanges have to be ordered separately, see “Accessories”, pages 50-51. The cable entries are also used for mounting the safety switches.

Max. motor output / AC-23A 230V [kW]	400V [kW]	500V [kW]	690V [kW]	Size of suitable cable entry W x D [mm]	Auxiliary contacts included	Auxiliary contacts max.	Type	Ordering number	Weight [kg]
30	45	45	45	400 x 230	2no+2nc	2no+2nc	OT90ALAA6T	1SCA022299R2630	10
37	55	55	55	400 x 230	2no+2nc	2no+2nc	OT125ELAA6T	1SCA022277R3410	10
45	75	75	75	400 x 230	2no+2nc	2no+2nc	OT160ELAA6T	1SCA022299R2800	25
55	110	132	160	800 x 230	4no+2nc	4no+2nc	OT200KLAA6T	1SCA022277R4050	29
75	132	160	200	800 x 230	4no+2nc	4no+2nc	OT250KLAA6T	1SCA022277R4640	34
90	160	200	250	800 x 230	4no+2nc	4no+2nc	OT315KLAA6T	1SCA022276R9130	34
110	220	280	355	800 x 230	4no+2nc	4no+2nc	OT400DLAA6T	1SCA022276R9720	37
180	315	400	560	800 x 230	4no+2nc	4no+2nc	OT630KLAA6T	1SCA022277R0310	46
200	400	500	710	800 x 230	4no+2nc	4no+2nc	OT800ELAA6T	1SCA022828R2150	46
250	500	600	800	800 x 330	2no+2nc	4no+2nc	OT1000BLAA6T	1SCA022277R0900	81



S00507A

OT90...630

Cable entries from bottom

Open bottom

Black pistol type handle. Blank entry plate on top. Cable entry and flanges have to be ordered separately for bottom, see pages 50-51. The cable entries are used also for mounting the safety switches.

Max. motor output / AC-23A 230V [kW]	400V [kW]	500V [kW]	690V [kW]	Size of suitable cable entry W x D [mm]	Auxiliary contacts included	Auxiliary contacts max.	Type	Ordering number	Weight [kg]
30	45	45	45	400 x 230	2no+2nc	2no+2nc	OT90AAUA6T	1SCA022360R1830	20
37	55	55	55	400 x 230	2no+2nc	2no+2nc	OT125EAUA6T	1SCA022325R0190	20
45	75	75	75	400 x 230	2no+2nc	2no+2nc	OT160EAUA6T	1SCA022335R5020	30
55	110	132	160	800 x 230	4no+2nc	4no+2nc	OT200KAUA6T	1SCA022338R9430	35
75	132	160	200	800 x 230	4no+2nc	4no+2nc	OT250KAUA6T	1SCA022360R2480	41
90	160	200	250	800 x 230	4no+2nc	4no+2nc	OT315KAUA6T	1SCA022335R4480	41
110	220	280	355	800 x 230	4no+2nc	4no+2nc	OT400DAUA6T	1SCA022335R4640	44
180	315	400	560	800 x 330	4no+2nc	4no+2nc	OT630KAUA6T	1SCA022438R2040	80

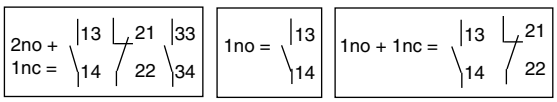

S01345A



OTL16...36A3M

S01346A

OTL63A3M

S01347A

OTL75...90A3B

S01348A

OTL16...63A3B

Steel sheet enclosed safety switches, hinged cover, 3-pole, IP65

The delivery includes a red-yellow handle (I-O/ON-OFF), auxiliary contact 1 n.o. and PE-terminal, knock-out type cable openings, cable outlets also for control cable in the enclosure. Compression glands and flanges have to be ordered separately.

Cable entries from top and bottom

Max. motor output / AC-23A 230V [kW]	400V [kW]	500V [kW]	690V [kW]	Cable outlets / side	Auxiliary contacts included	Auxiliary contacts max.	Type	Ordering number	Weight [kg]
Selector handle									
5.5	7.5	7.5	7.5	2x∅25.5+∅16.5	1no	2no+2nc	OTL 16A3M	1SCA022612R8750	1.7
7.5	15	15	15	2x∅32.5+∅16.5	1no	2no+2nc	OTL 25A3M	1SCA022612R8830	1.9
11	22	22	15	2x∅32.5+∅16.5	1no	2no+2nc	OTL 36A3M	1SCA022612R8910	1.9
Pistol handle									
18.5	30	30	30	2x∅32.5+∅16.5	1no	2no+2nc	OTL 63A3M	1SCA022612R9050	2.4
22	37	37	37	B-flange	1no	2no+2nc	OTL 75A3B	1SCA022555R7580	3.3
22	37	37	37	-	1no	2no+2nc	OTL 75A3U	1SCA022707R7610	3.3
22	45	45	45	B-flange	1no	2no+2nc	OTL 90A3B	1SCA022555R7820	3.3
22	45	45	45	-	1no	2no+2nc	OTL 90A3U	1SCA022707R7790	3.3

Cable entries from bottom

Selector handle									
5.5	7.5	7.5	7.5	B-flange	1no	2no+2nc	OTL 16A3B	1SCA022575R1630	1.7
7.5	15	15	15	B-flange	1no	2no+2nc	OTL 25A3B	1SCA022575R1710	1.9
11	22	22	15	B-flange	1no	2no+2nc	OTL 36A3B	1SCA022575R1800	1.9
18.5	30	30	30	B-flange	1no	2no+2nc	OTL 63A3B	1SCA022575R1980	2.0

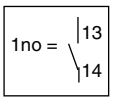



OT160...1000



OT90...1000

Steel sheet enclosed safety switches with cable entries, 3-pole, IP65

Cable entries from top and bottom

Divided cable entries with ring-flange entries

The delivery includes:
- red-yellow pistol type handle (I-O / ON - OFF indication)
- auxiliary contacts according to the following table
- PE-terminal
- divided cable entry with ring-flange entries, entry plates fixed, the entry plates are used also for mounting the safety switch
- ring-flange covers with knock-out openings, (delivered unfastened), one knock-out opening / ring-flange cover.
  The number of ring-flange covers and the size of knock-out openings on the table below.

To be ordered separately:
- ring-flanges, the following table illustrates the number of ring-flange entries / entry plate. Depending on the number of cables, ring-flange covers can be replaced by ring-flanges if required. The ordering information for ring-flanges on page 50.

Max. motor output / AC-23A 230V [kW]	400V [kW]	500V [kW]	690V [kW]	Number of ring-flange entries / side [pcs]	Size / number of ring-flange covers with knock-outs ø25,5	ø40,5	Auxiliary contacts included	Auxiliary contacts max.	Type	Ordering number	Weight [kg]
45	75	75	75	4	3	3	1no+1nc	1no+1nc	OT160ELRR3AZ	1SCA022512R7220	19
55	110	132	160	4	3	3	2no+1nc	2no+1nc	OT200KLRR3AZ	1SCA022512R7310	21
75	132	160	200	4	3	3	2no+1nc	2no+1nc	OT250KLRR3AZ	1SCA022512R7490	21
90	160	200	250	4	3	3	2no+1nc	2no+1nc	OT315KLRR3AZ	1SCA022512R7570	21
110	220	280	355	4	2	3	2no+1nc	2no+1nc	OT400DLRR3AZ	1SCA022512R7650	27
180	315	400	560	4	2	2	2no+1nc	2no+1nc	OT630KLRR3AZ	1SCA022512R7730	31
200	400	500	710	4	2	2	2no+1nc	2no+1nc	OT800ELRR3AZ	1SCA022828R1180	31
315	560	710	1000	8	5	5	2no+1nc	2no+1nc	OT1000BLRR3AZ	1SCA022512R7810	66
315	560	710	1000	4	1	1	2no+1nc	2no+1nc	OT1000BBRR3AZ	1SCA022543R2060	63
400	710	900	1200	8	5	5	2no+1nc	2no+1nc	OT1250ELRR3AZ	1SCA102772R1001	66

Cable entries with C-flange entries

The delivery includes:
- red-yellow pistol type handle (I-O / ON - OFF indication)
- auxiliary contacts according to the following table
- PE-terminal
- cable entries with C-flange entries, entry plates fixed, the entry plates are used also for mounting the safety switch
- Cover flanges, (delivered unfastened), the number of cover flanges on the table below

To be ordered separately:
- C-flanges, the following table illustrates the number of C-flange entries / entry plate. Depending on the number of cables, cover flanges can be replaced by C-flanges if required.

Max. motor output / AC-23A 230V [kW]	400V [kW]	500V [kW]	690V [kW]	Number of C-flange entries / side [pcs]	Number of cover flanges [pcs]	Auxiliary contacts included	Auxiliary contacts max.	Type	Ordering number	Weight [kg]
30	45	45	45	1	-	1no+1nc	1no+1nc	OT90ALCC3AZ	1SCA022512R6090	12
37	55	55	55	1	-	1no+1nc	1no+1nc	OT125ELCC3AZ	1SCA022512R6170	12
45	75	75	75	2	2	1no+1nc	1no+1nc	OT160ELCC3AZ	1SCA022512R6250	19
55	110	132	160	2	2	2no+1nc	2no+1nc	OT200KLCC3AZ	1SCA022512R6330	21
75	132	160	200	2	2	2no+1nc	2no+1nc	OT250KLCC3AZ	1SCA022512R6410	21
90	160	200	250	2	2	2no+1nc	2no+1nc	OT315KLCC3AZ	1SCA022512R6500	21
110	220	280	355	2	2	2no+1nc	2no+1nc	OT400DLCC3AZ	1SCA022512R6680	27
180	315	400	560	2	2	2no+1nc	2no+1nc	OT630KLCC3AZ	1SCA022512R6760	31
200	400	500	710	2	2	2no+1nc	2no+1nc	OT800ELCC3AZ	1SCA022828R1000	31
315	560	710	1000	6	8	2no+1nc	2no+1nc	OT1000BLCC3AZ	1SCA022512R6840	67
315	560	710	1000	3	2	2no+1nc	2no+1nc	OT1000BBCC3AZ	1SCA022512R6920	63
400	710	900	1200	6	8	2no+1nc	2no+1nc	OT1250ELCC3AZ	1SCA102768R1001	67

1no + 1nc = 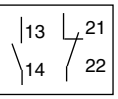



OT90...1000



OT90...1000

Steel sheet enclosed safety switches with cable entries, 3-pole, IP65

Cable entries from bottom

Divided cable entries with ring-flange entries

The delivery includes:

- red-yellow pistol type handle (I-O / ON - OFF indication)
- auxiliary contacts according to the following table
- PE-terminal
- divided cable entry with ring-flange entries on bottom, blank entry plate on top, both entry plates fixed, the entry plates are used also for mounting the safety switch
- ring-flange covers with knock-out openings, (delivered unfastened), one knock-out opening / ring-flange cover. The number of ring-flange covers and the size of knock-out openings on the table below.

To be ordered separately:

- ring-flanges, the following table illustrates the number of ring-flange entries on bottom. Depending on the number of cables, ring-flange covers can be replaced by ring-flanges if required. The ordering information for ring-flanges on page 50.

Max. motor output / AC-23A 230V [kW]	400V [kW]	500V [kW]	690V [kW]	Number of ring-flange entries on bottom side [pcs]	Size / number of ring-flange covers with knock-outs ø25,5	ø40,5	Auxiliary contacts included	Auxiliary contacts max.	Type	Ordering number	Weight [kg]
30	45	45	45	4	2	2	1no+1nc	1no+1nc	OT90AAUR3AZ	1SCA022513R0790	12
37	55	55	55	4	2	2	1no+1nc	1no+1nc	OT125EAUR3AZ	1SCA022513R0870	12
45	75	75	75	4	1	1	1no+1nc	1no+1nc	OT160EAUR3AZ	1SCA022513R0950	21
55	110	132	160	4	1	1	2no+1nc	2no+1nc	OT200KAUR3AZ	1SCA022513R1090	23
75	132	160	200	4	1	1	2no+1nc	2no+1nc	OT250KAUR3AZ	1SCA022513R1170	27
90	160	200	250	4	1	1	2no+1nc	2no+1nc	OT310KAUR3AZ	1SCA022513R1250	27
110	220	280	355	4	1	1	2no+1nc	2no+1nc	OT400DAUR3AZ	1SCA022513R1330	30
180	315	400	560	8	2	2	2no+1nc	2no+1nc	OT630KAUR3AZ	1SCA022513R1410	50
180	315	400	560	4	-	-	2no+1nc	2no+1nc	OT630KBUR3AZ	1SCA022542R6720	48
200	400	500	710	8	2	2	2no+1nc	2no+1nc	OT800EAUR3AZ	1SCA022828R0020	50
315	560	710	1000	8	1	1	2no+1nc	2no+1nc	OT1000BAUR3AZ	1SCA022513R1500	73
400	710	900	1200	8	1	1	2no+1nc	2no+1nc	OT1250EAUR3AZ	1SCA103275R1001	73

Cable entries with C-flange entries

The delivery includes:

- red-yellow pistol type handle (I-O / ON - OFF indication)
- auxiliary contacts according to the following table
- PE-terminal
- cable entries with C-flange entries on bottom, blank entry plate on top, both entry plates fixed, the entry plates are used also for mounting the safety switch
- cover flanges, (delivered unfastened), the number of cover flanges on the table below

To be ordered separately:

- C-flanges, the following table illustrates the number of C-flange entries on bottom. Depending on the number of cables, cover flanges can be replaced by C-flanges if required.



Max. motor output / AC-23A 230V [kW]	400V [kW]	500V [kW]	690V [kW]	Number of C-flange entries on bottom side [pcs]	Number of cover flanges [pcs]	Auxiliary contacts included	Auxiliary contacts max.	Type	Ordering number	Weight [kg]
30	45	45	45	2	1	1no+1nc	1no+1nc	OT90AAUC3AZ	1SCA022512R9780	12
37	55	55	55	2	1	1no+1nc	1no+1nc	OT125EAUC3AZ	1SCA022512R9860	12
45	75	75	75	2	1	1no+1nc	2no+1nc	OT160EAUC3AZ	1SCA022512R9940	21
55	110	132	160	2	1	2no+1nc	2no+1nc	OT200KAUC3AZ	1SCA022513R0010	23
75	132	160	200	2	1	2no+1nc	2no+1nc	OT250KAUC3AZ	1SCA022513R0100	27
90	160	200	250	2	1	2no+1nc	2no+1nc	OT310KAUC3AZ	1SCA022513R0280	27
110	220	280	355	2	1	2no+1nc	2no+1nc	OT400DAUC3AZ	1SCA022513R0360	30
180	315	400	560	4	2	2no+1nc	2no+1nc	OT630KAUC3AZ	1SCA022513R0440	50
180	315	400	560	3	1	2no+1nc	2no+1nc	OT630KBUC3AZ	1SCA022513R0520	48
200	400	500	710	4	2	2no+1nc	2no+1nc	OT800EAUC3AZ	1SCA022827R9950	50
315	560	710	1000	6	3	2no+1nc	2no+1nc	OT1000BAUC3AZ	1SCA022513R0610	73
400	710	900	1200	6	3	2no+1nc	2no+1nc	OT1250EAUC3AZ	1SCA103279R1001	73

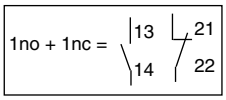

S01345A

OTL16...36A4M

S01346A

OTL63A4M

S01347A

OTL75...90A4B

S01348A



OTL16...63A4B

Steel sheet enclosed safety switches, hinged cover, 4-pole, IP65

The delivery includes a red-yellow handle (I-O/ON-OFF), auxiliary contact 1 n.o. and PE-terminal, knock-out type cable openings, cable outlets also for control cable in the enclosure. Compression glands and flanges have to be ordered separately.

Cable entries from top and bottom

Max. motor output / AC-23A 230V [kW]	400V [kW]	500V [kW]	690V [kW]	Cable outlets / side	Auxiliary contacts included	Auxiliary contacts max.	Type	Ordering number	Weight [kg]
Selector handle									
5.5	7.5	7.5	7.5	2x∅25.5+∅16.5	1no	2no+2nc	OTL16A4M	1SCA022612R9130	1.8
7.5	15	15	15	2x∅32.5+∅16.5	1no	2no+2nc	OTL25A4M	1SCA022612R9210	2.0
11	22	22	15	2x∅32.5+∅16.5	1no	2no+2nc	OTL36A4M	1SCA022612R9300	2.0
Pistol handle									
18.5	30	30	30	2x∅32.5+∅16.5	1no	2no+2nc	OTL63A4M	1SCA022612R9480	2.5
22	37	37	37	B-flange	1no	2no+2nc	OTL75A4B	1SCA022555R7660	3.4
22	45	45	45	B-flange	1no	2no+2nc	OTL90A4B	1SCA022555R7910	3.4

Cable entries from bottom

Selector handle									
5,.5	7.5	7.5	7.5	B-flange	1no	2no+2nc	OTL16A4B	1SCA022745R7010	1.8
7.5	15	15	15	B-flange	1no	2no+2nc	OTL25A4B	1SCA022745R7190	2.0
11	22	22	15	B-flange	1no	2no+2nc	OTL36A4B	1SCA022745R7270	2.0
18.5	30	30	30	B-flange	1no	1no+1nc	OTL63A4B	1SCA022745R7350	2.1

1no = 13 / 14



OT160...630



OT90...630

Steel sheet enclosed safety switches with cable entries, 4-pole, IP65

Cable entries from top and bottom

Divided cable entries with ring-flange entries

The delivery includes:
- red-yellow pistol type handle (I-O / ON - OFF indication)
- auxiliary contacts according to the following table
- PE-terminal
- divided cable entries with ring-flange entries, entry plates fixed, the entry plates are used also for mounting the safety switches
- ring-flange covers with knock-out openings (delivered unfastened), one knock-out opening / ring-flange cover. The number of ring-flange covers and the size of knock-out openings on the table below.

To be ordered separately:
- ring-flanges, the following table illustrates the number of ring-flange entries / entry plate. Depending on the number of cables, ring-flange covers can be replaced by ring-flanges if required.
  The ordering information for ring-flanges on page 50.

Max. motor output / AC-23A 230V [kW]	400V [kW]	500V [kW]	690V [kW]	Number of ring-flange entries / side [pcs]	Size / number of ring-flange covers with knock-outs ø25,5	ø40,5	Auxiliary contacts included	Auxiliary contacts max.	Type	Ordering number	Weight [kg]
45	75	75	75	4	3	3	1no+1nc	1no+1nc	OT160ELRR4AZ	1SCA022542R6810	20
55	110	132	160	4	3	3	2no+1nc	2no+1nc	OT200KLRR4AZ	1SCA022542R6990	22
75	132	160	200	4	3	3	2no+1nc	2no+1nc	OT250KLRR4AZ	1SCA022542R7020	22
90	160	200	250	4	3	3	2no+1nc	2no+1nc	OT315KLRR4AZ	1SCA022542R7110	22
110	220	280	355	4	2	3	2no+1nc	2no+1nc	OT400DLRR4AZ	1SCA022542R7290	29
180	315	400	560	4	2	3	2no+1nc	2no+1nc	OT630KLRR4AZ	1SCA022542R7450	33
200	400	500	710	4	2	3	2no+1nc	2no+1nc	OT800ELRR4AZ	1SCA022828R1690	33

Cable entries with C-flange entries

The delivery includes:
- red-yellow pistol type handle (I-O / ON - OFF indication)
- auxiliary contacts according to the following table
- PE-terminal
- cable entries with C-flange entries, entry plates fixed, the entry plates are used also for mounting the safety switch
- cover flanges, (delivered unfastened), the number of cover flanges on the table below.

To be ordered separately:
- C-flanges, the following table illustrates the number of C-flange entries / entry plate. Depending on the number of cables, cover flanges can be replaced by C-flanges if required.

Max. motor output / AC-23A 230V [kW]	400V [kW]	500V [kW]	690V [kW]	Number of C-flange entries / side [pcs]	Number of cover flanges [pcs]	Auxiliary contacts included	Auxiliary contacts max.	Type	Ordering number	Weight [kg]
30	45	45	45	1	-	1no+1nc	1no+1nc	OT90ALCC4AZ	1SCA022542R7700	13
37	55	55	55	1	-	1no+1nc	1no+1nc	OT125ELCC4AZ	1SCA022542R7960	13
45	75	75	75	2	2	1no+1nc	1no+1nc	OT160ELCC4AZ	1SCA022542R8000	20
55	110	132	160	2	2	2no+1nc	2no+1nc	OT200KLCC4AZ	1SCA022542R8260	22
75	132	160	200	2	2	2no+1nc	2no+1nc	OT250KLCC4AZ	1SCA022542R8340	22
90	160	200	250	2	2	2no+1nc	2no+1nc	OT315KLCC4AZ	1SCA022542R8690	22
110	220	280	355	2	2	2no+1nc	2no+1nc	OT400DLCC4AZ	1SCA022542R8770	29
180	315	400	560	2	2	2no+1nc	2no+1nc	OT630KLCC4AZ	1SCA022542R8850	33
200	400	500	710	2	2	2no+1nc	2no+1nc	OT800ELCC4AZ	1SCA022828R1510	33

1no + 1nc = 13 14 21 22

S01345A

OTL16A6M

S01346A

OTL25...36A6M

S01347A

OTL25...90A6B

S01348A

OTL16A6B

Steel sheet enclosed safety switches, hinged cover, 6-pole, IP65

The delivery includes a red-yellow handle (I-O/ON-OFF), auxiliary contact 1 n.o. and PE-terminal, knock-out type cable openings, cable outlets also for control cable in the enclosure. Compression glands and flanges have to be ordered separately.

Cable entries from top and bottom

Max. motor output / AC-23A 230V [kW]	400V [kW]	500V [kW]	690V [kW]	Cable outlets / side	Auxiliary contacts included	Auxiliary contacts max.	Type	Ordering number	Weight [kg]
Selector handle									
5.5	7.5	7.5	7.5	2x25.5+16.5	1no	2no+2nc	OTL16A6M	1SCA022612R9560	1.8
Pistol handle									
7.5	15	15	15	2x32.5+16.5	1no	1no+1nc	OTL25A6M	1SCA022612R9640	2.5
7.5	15	15	15	B-flange	1no	1no+1nc	OTL25A6B	1SCA022745R6890	3.4
11	22	22	15	2x32.5+16.5	1no	1no+1nc	OTL36A6M	1SCA022612R9720	2.5
11	22	22	15	B-flange	1no	1no+1nc	OTL36A6B	1SCA022745R6970	3.4
22	37	37	37	B-flange	1no	1no	OTL75A6B	1SCA022555R7740	3.6
22	37	37	37	-	1no	1no	OTL75A6U	1SCA022696R4830	3.6
22	45	45	45	B-flange	1no	1no	OTL90A6B	1SCA022555R8040	3.6
22	45	45	45	-	1no	1no	OTL90A6U	1SCA022708R3090	3.6

Cable entries from bottom

Selector handle

5.5	7.5	7.5	7.5	B-flange	1no	2no+2nc	OTL16A6B	1SCA022745R7430	1.8

1no = 13 / 14



S01764A

OT90...1000



S01768A

OT63...1000

Steel sheet enclosed safety switches with cable entries, 6-pole, IP65

Cable entries from top and bottom

Divided cable entries with ring-flange entries

The delivery includes:

- red-yellow pistol type handle (I-O / ON - OFF indication)
- auxiliary contacts according to the following table
- PE-terminal
- divided cable entries with ring-flange entries, entry plates fixed, the entry plates are used also for mounting the safety switch
- ring-flange covers with knock-out openings, (delivered unfastened), one knock-out opening / ring-flange cover. The number of ring-flange covers and the size of knock-out openings on the table below.

To be ordered separately:

- ring-flanges, the following table illustrates the number of ring-flange entries / entry plate. Depending on the number of cables, ring-flange covers can be replaced by ring-flanges if required.
  The ordering information for ring-flanges on page 50.

Max. motor output / AC-23A 230V [kW]	400V [kW]	500V [kW]	690V [kW]	Number of ring-flange entries / side [pcs]	Size / number of ring-flange covers with knock-outs ø25,5	ø40,5	Auxiliary contacts included	Auxiliary contacts max.	Type	Ordering number	Weight [kg]
30	45	45	45	4	2	2	2no+2nc	2no+2nc	OT90ALRR6AZ	1SCA022512R8890	14
37	55	55	55	4	2	2	2no+2nc	2no+2nc	OT125ELRR6AZ	1SCA022512R8970	14
45	75	75	75	4	2	2	2no+2nc	2no+2nc	OT160ELRR6AZ	1SCA022512R9010	29
55	110	132	160	8	6	6	4no+2nc	4no+2nc	OT200KLRR6AZ	1SCA022512R9190	37
75	132	160	200	8	4	4	4no+2nc	4no+2nc	OT250KLRR6AZ	1SCA022512R9270	42
90	160	200	250	8	4	4	4no+2nc	4no+2nc	OT315KLRR6AZ	1SCA022512R9350	42
110	220	280	355	8	4	4	4no+2nc	4no+2nc	OT400DLRR6AZ	1SCA022512R9430	45
180	315	400	560	8	4	4	4no+2nc	4no+2nc	OT630KLRR6AZ	1SCA022512R9510	54
200	400	500	710	8	4	4	4no+2nc	4no+2nc	OT800ELRR6AZ	1SCA022828R2580	54
250	500	600	800	8	2	2	2no+2nc	4no+2nc	OT1000BLRR6AZ	1SCA022338R9010	90

Cable entries with C-flange entries

The delivery includes:

- red-yellow pistol type handle (I-O / ON - OFF indication)
- auxiliary contacts according to the following table
- PE-terminal
- cable entries with C-flange entries, entry plates fixed, the entry plates are used also for mounting the safety switch
- cover flanges, (delivered unfastened), the number of cover flanges on the table below

To be ordered separately:

- C-flanges, the following table illustrates the number of C-flange entries / entry plate. Depending on the number of cables, cover flanges can be replaced by C-flanges if required.

Max. motor output / AC-23A 230V [kW]	400V [kW]	500V [kW]	690V [kW]	Number of C-flange entries / side [pcs]	Number of cover flanges [pcs]	Auxiliary contacts included	Auxiliary contacts max.	Type	Ordering number	Weight [kg]
30	45	45	45	2	2	2no+2nc	2no+2nc	OT90ALCC6AZ	1SCA022512R7900	14
37	55	55	55	2	2	2no+2nc	2no+2nc	OT125ELCC6AZ	1SCA022512R8030	14
45	75	75	75	2	2	2no+2nc	2no+2nc	OT160ELCC6AZ	1SCA022512R8110	29
55	110	132	160	4	4	4no+2nc	4no+2nc	OT200KLCC6AZ	1SCA022512R8200	37
75	132	160	200	4	4	4no+2nc	4no+2nc	OT250KLCC6AZ	1SCA022512R8380	42
90	160	200	250	4	4	4no+2nc	4no+2nc	OT315KLCC6AZ	1SCA022512R8460	42
110	220	280	355	4	4	4no+2nc	4no+2nc	OT400DLCC6AZ	1SCA022512R8540	45
180	315	400	560	4	4	4no+2nc	4no+2nc	OT630KLCC6AZ	1SCA022512R8620	54
200	400	500	710	4	4	4no+2nc	4no+2nc	OT800ELCC6AZ	1SCA022828R2400	54
250	500	600	800	6	4	2no+2nc	4no+2nc	OT1000BLCC6AZ	1SCA022512R8710	91

1no + 1nc = 13 14 21 22



OT90...630



OT90...630

Steel sheet enclosed safety switches with cable entries, 6-pole, IP65

Cable entries from bottom

Divided cable entries with ring-flange entries

The delivery includes:

- red-yellow pistol type handle (I-O / ON - OFF indication)
- auxiliary contacts according to the following table
- PE-terminal
- divided cable entry with ring-flange entries on bottom, blank entry plate on top, both entry plates fixed, the entry plates are also used for mounting the safety switch
- ring-flange covers with knock-out openings, (delivered unfastened), one knock-out opening / ring-flange cover. The number of ring-flange covers and the size of knock-out openings on the table below.

To be ordered separately:

- ring-flanges, the following table illustrates the number of ring-flange entries on bottom. Depending on the number of cables, ring-flange covers can be replaced by ring-flanges if required. The ordering information for ring-flanges on page 50.

Max. motor output / AC-23A 230V [kW]	400V [kW]	500V [kW]	690V [kW]	Number of ring-flange entries on bottom side [pcs]	Size / number of ring-flange covers with knock-outs ø25,5	ø40,5	Auxiliary contacts included	Auxiliary contacts max.	Type	Ordering number	Weight [kg]
30	45	45	45	4	2	2	2no+2nc	2no+2nc	OT90AAUR6AZ	1SCA022542R1840	22
37	55	55	55	4	2	2	2no+2nc	2no+2nc	OT125EAUR6AZ	1SCA022542R5320	22
45	75	75	75	4	2	2	2no+2nc	2no+2nc	OT160EAUR6AZ	1SCA022542R5410	32
55	110	132	160	8	2	2	4no+2nc	4no+2nc	OT200KAUR6AZ	1SCA022542R5590	39
75	132	160	200	8	2	2	4no+2nc	4no+2nc	OT250KAUR6AZ	1SCA022542R5670	45
90	160	200	250	8	2	-	4no+2nc	4no+2nc	OT315KAUR6AZ	1SCA022542R5750	45
110	220	280	355	8	2	-	4no+2nc	4no+2nc	OT400DAUR6AZ	1SCA022542R5830	48
180	315	400	560	8	2	-	4no+2nc	4no+2nc	OT630KAUR6AZ	1SCA022542R5910	85

Cable entries with C-flange entries

- red-yellow pistol type handle (I-O / ON - OFF indication)
- auxiliary contacts according to the following table
- PE-terminal
- cable entries with C-flange entries, blank entry plate on top, both entry plates fixed, the entry plates are also used for mounting the safety switch
- cover flanges, (delivered unfastened), the number of cover flanges on the table below.

- C-flanges, the following table illustrates the number of C-flange entries on bottom. Depending on the number of cables, cover flanges can be replaced by C-flanges if required.

Max. motor output / AC-23A 230V [kW]	400V [kW]	500V [kW]	690V [kW]	Number of C-flange entries on bottom side [pcs]	Number of cover flanges [pcs]	Auxiliary contacts included	Auxiliary contacts max.	Type	Ordering number	Weight [kg]
30	45	45	45	2	1	2no+2nc	2no+2nc	OT90AAUC6AZ	1SCA022542R1920	22
37	55	55	55	2	1	2no+2nc	2no+2nc	OT125EAUC6AZ	1SCA022542R6050	22
45	75	75	75	2	1	2no+2nc	2no+2nc	OT160EAUC6AZ	1SCA022542R6130	32
55	110	132	160	4	2	4no+2nc	4no+2nc	OT200KAUC6AZ	1SCA022542R6210	39
75	132	160	200	4	2	4no+2nc	4no+2nc	OT250KAUC6AZ	1SCA022542R6300	45
90	160	200	250	4	1	4no+2nc	4no+2nc	OT315KAUC6AZ	1SCA022542R6480	45
110	220	280	355	4	1	4no+2nc	4no+2nc	OT400DAUC6AZ	1SCA022542R6560	48
180	315	400	560	6	2	4no+2nc	4no+2nc	OT630KAUC6AZ	1SCA022542R6640	85

1no + 1nc = 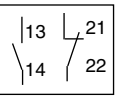

Steel sheet enclosed safety switches, 3-pole, IP 54

S01090A

OT16...90EL_

Cable entries from top and bottom

The delivery includes a red-yellow selector type handle (I-O/ON-OFF), auxiliary contacts according to the following table and PE-terminal. IP 65 types available on request.

Max. motor output/ AC-23A 230V [kW]	400V [kW]	500V [kW]	690V [kW]	Cable outlets /side	Auxiliary contacts included	Auxiliary contacts max.	Type	Ordering number	Weight [kg]
Screw fixed cover									
Knock-out openings included, also for control cable. Compression glands and flanges have to be ordered separately.									
5.5	7.5	7.5	7.5	2xø25+ø16	1no	2no+2nc	OT16ELMM3A	1SCA022745R8670	1.6
5.5	7.5	7.5	7.5	2xø25+ø16	-	2no+2nc	OT16ELMM3A1	1SCA022745R8750	1.6
7.5	15	15	15	2xø32+ø16	1no	2no+2nc	OT25ELMM3A	1SCA022745R8830	1.6
11	22	22	15	2xø32+ø16	1no	2no+2nc	OT36ELMM3A	1SCA022745R8910	1.7
18.5	30	30	30	2xø32+ø16	1no	2no+2nc	OT63ELMM3A	1SCA022617R6050	3.7
22	37	37	37	B-flange	1no	2no+2nc	OT75ELBB3A	1SCA022462R0830	4.5
22	45	45	45	B-flange	1no	2no+2nc	OT90ELBB3A	1SCA022462R0910	4.5

S00869A

OT90AL...1000

Open top and bottom

The delivery incudes a red-yellow pistol type handle (I-O/ON-OFF), auxiliary contacts according to the following table and PE-terminal. IP 65 types available on request.
Cable entries and flanges have to be ordered separately, see “Accessories”, page 50-51.
The cable entries are also used for mounting the safety switches.

Max. motor output / AC-23A 230V [kW]	400V [kW]	500V [kW]	690V [kW]	Size of suitable cable entry W x D [mm]	Auxiliary contacts included	Auxiliary contacts max.	Type	Ordering number	Weight [kg]
30	45	45	45	250 x 180	1no+1nc	1no+1nc	OT90ALAA3A	1SCA022297R9290	9.8
37	55	55	55	250 x 180	1no+1nc	1no+1nc	OT125ELAA3A	1SCA022297R9450	9.8
45	75	75	75	400 x 230	1no+1nc	1no+1nc	OT160ELAA3A	1SCA022280R3250	15
55	110	132	160	400 x 230	2no+1nc	2no+1nc	OT200KLAA3A	1SCA022280R3840	17
75	132	160	200	400 x 230	2no+1nc	2no+1nc	OT250KLAA3A	1SCA022280R4490	17
90	160	200	250	400 x 230	2no+1nc	2no+1nc	OT315KLAA3A	1SCA022280R5030	17
110	220	280	355	400 x 230	2no+1nc	2no+1nc	OT400DLAA3A	1SCA022280R5620	23
180	315	400	560	400 x 230	2no+1nc	2no+1nc	OT630KLAA3A	1SCA022280R0150	27
200	400	500	710	400 x 230	2no+1nc	2no+1nc	OT800ELAA3A	1SCA022828R0880	27
315	560	710	1000	800 x 330	2no+1nc	2no+1nc	OT1000BLAA3A	1SCA022297R9610	56

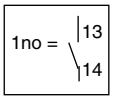

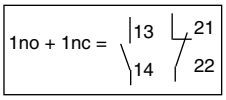



OT90...1000

Steel sheet enclosed safety switches, 3-pole, IP54

Cable entries from bottom

The delivery incudes a red-yellow handle (I-O/ON-OFF), auxiliary contacts according to the following table and PE-terminal. IP 65 available on request.

Open bottom

Blank entry plate on top. Cable entry and flanges have to be ordered separately for bottom, see pages 50-51. The cable entries are also used for mounting the safety switches.

Max. motor output / AC-23A 230V [kW]	400V [kW]	500V [kW]	690V [kW]	Size of suitable cable entry W x D [mm]	Auxiliary contacts included	Auxiliary contacts max.	Type	Ordering number	Weight [kg]
11	18,5	18,5	15	250 x 180	1no	2no+2nc	OT36EAUA3A	1SCA022544R0800	9.8
22	37	37	37	250 x 180	1no	2no+2nc	OT75EAUA3A	1SCA022544R0980	10
30	45	45	45	400 x 230	1no+1nc	1no+1nc	OT90AAUA3A	1SCA022297R9880	10
37	55	55	55	400 x 230	1no+1nc	1no+1nc	OT125EAUA3A	1SCA022298R0030	10
45	75	75	75	400 x 230	1no+1nc	1no+1nc	OT160EAUA3A	1SCA022298R0200	19
55	110	132	160	400 x 230	2no+1nc	2no+1nc	OT200KAUA3A	1SCA022298R0460	21
75	132	160	200	400 x 230	2no+1nc	2no+1nc	OT250KAUA3A	1SCA022298R0620	25
90	160	200	250	400 x 230	2no+1nc	2no+1nc	OT310KAUA3A	1SCA022298R0890	25
110	220	280	355	400 x 230	2no+1nc	2no+1nc	OT400DAUA3A	1SCA022297R4900	28
180	315	400	560	800 x 230	2no+1nc	2no+1nc	OT630KAUA3A	1SCA022297R5110	46
180	315	400	560	400 x 330	2no+1nc	2no+1nc	OT630KBUA3A	1SCA022544R0710	46
200	400	500	710	800 x 230	2no+1nc	2no+1nc	OT800EAUA3A	1SCA022827R9870	46
315	560	710	1000	800 x 330	2no+1nc	2no+1nc	OT1000BAUA3A	1SCA022297R5380	68

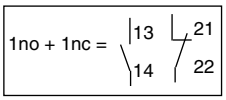

Steel sheet enclosed safety switches, 6-pole, IP54

Cable entries from top and bottom

The delivery includes a red-yellow selector type handle (I-O/ON-OFF), auxiliary contacts according to the following table and PE-terminal. IP 65 available on request.

S01090A

OT16...75

Max. motor output/ AC-23A 230V [kW]	400V [kW]	500V [kW]	690V [kW]	Cable outlets /side	Auxiliary contacts included	Auxiliary contacts max.	Type	Ordering number	Weight [kg]
Screw fixed cover									
Knock-out openings included, also for control cable. Compression glands and flanges have to be ordered separately.									
5.5	7.5	7.5	7.5	2xø25+ø16	1no	2no+2nc	OT16ELMM6A	1SCA022745R8410	1.9
7.5	15	15	15	2xø32+ø16	1no	2no+2nc	OT25ELMM6A	1SCA022745R8590	1.9
11	22	22	15	2xø32+ø16	1no	2no+2nc	OT36ELMM6A	1SCA022745R9130	4.0
22	37	37	37	B-flange	1no	2no+2nc	OT75ELBB6A	1SCA022462R1300	4.0

Open top and bottom

The delivery includes a red-yellow pistol type handle (I-O/ON-OFF), auxiliary contacts according to the following table and PE-terminal. IP 65 available on request.
Cable entries and flanges have to be ordered separately, see “Accessories”, pages 50-51.
The cable entries are also used for mounting the safety switches.

S00869A

OT90...1000

Max. motor output/ AC-23A 230V [kW]	400V [kW]	500V [kW]	690V [kW]	Size of suitable cable entry W x D [mm]	Auxiliary contacts included	Auxiliary contacts max.	Type	Ordering number	Weight [kg]
30	45	45	45	400 x 230	2no+2nc	2no+2nc	OT90ALAA6A	1SCA022297R7910	10
37	55	55	55	400 x 230	2no+2nc	2no+2nc	OT125ELAA6A	1SCA022297R8130	10
45	75	75	75	400 x 230	2no+2nc	2no+2nc	OT160ELAA6A	1SCA022297R8300	25
55	110	132	160	800 x 230	4no+2nc	4no+2nc	OT200KLAA6A	1SCA022297R8560	29
75	132	160	200	800 x 230	4no+2nc	4no+2nc	OT250KLAA6A	1SCA022297R8720	34
90	160	200	250	800 x 230	4no+2nc	4no+2nc	OT315KLAA6A	1SCA022297R8990	34
110	220	280	355	800 x 230	4no+2nc	4no+2nc	OT400DLAA6A	1SCA022297R9110	37
180	315	400	560	800 x 230	4no+2nc	4no+2nc	OT630KLAA6A	1SCA022297R9370	46
200	400	500	710	800 x 230	4no+2nc	4no+2nc	OT800ELAA6A	1SCA022828R2310	46
250	500	600	800	800 x 330	2no+2nc	4no+2nc	OT1000BLAA6A	1SCA022297R9530	81

Cable entries from bottom

Open bottom

The delivery incudes a red-yellow pistol type handle (I-O/ON-OFF), auxiliary contacts according to the following table and PE-terminal. IP 65 available on request.
Blank entry plate on top. Cable entry and flanges have to be ordered separately for bottom, see pages 50-51. The cable entries are used also for mounting the safety switches.

S00870A



OT90...630

Max. motor output/ AC-23A 230V [kW]	400V [kW]	500V [kW]	690V [kW]	Size of suitable cable entry W x D [mm]	Auxiliary contacts included	Auxiliary contacts max.	Type	Ordering number	Weight [kg]
30	45	45	45	400 x 230	2no+2nc	2no+2nc	OT90AAUA6A	1SCA022500R3410	20
37	55	55	55	400 x 230	2no+2nc	2no+2nc	OT125EAUA6A	1SCA022500R4140	20
45	75	75	75	400 x 230	2no+2nc	2no+2nc	OT160EAUA6A	1SCA022500R3500	30
55	110	132	160	800 x 230	4no+2nc	4no+2nc	OT200KAUA6A	1SCA022500R3680	35
75	132	160	200	800 x 230	4no+2nc	4no+2nc	OT250KAUA6A	1SCA022500R3760	41
90	160	200	250	800 x 230	4no+2nc	4no+2nc	OT315KAUA6A	1SCA022500R3840	41
110	220	280	355	800 x 230	4no+2nc	4no+2nc	OT400DAUA6A	1SCA022500R3920	44
180	315	400	560	800 x 330	4no+2nc	4no+2nc	OT630KAUA6A	1SCA022500R4060	80

1no = 13 14

1no + 1nc = 13 14 21 22

S01211A

OTR16...36 T3M
OTR16...36 T4M
OTR16T6M

S01335A

OTR63T3M
OTR63T4M
OTR25...36T6M

S01251A

OTR75...90T3B
OTR75...90T4B
OTR25...90T6B

S01334A

OTR16...63T3B
OTR16...63T4B
OTR16T6B

Stainless steel sheet enclosed safety switches, hinged cover, 3, 4 and 6-pole, IP65

The delivery includes a black handle (I-O/ON-OFF), auxiliary contact 1 n.o. and PE-terminal, knock-out type cable openings, cable outlets also for control cable in the enclosure. Compression glands and flanges have to be ordered separately.

3-pole

Cable entries from top and bottom

Max. motor output/ AC-23A 230V [kW]	400V [kW]	500V [kW]	690V [kW]	Cable outlets/ side	Auxiliary contacts included	Auxiliary contacts max.	Type	Ordering number	Weight [kg]
Selector handle									
5.5	7.5	7.5	7.5	2x∅25.5+∅16.5	1no	2no+2nc	OTR16T3M	1SCA022613R2780	1.7
7.5	15	15	15	2x∅32.5+∅16.5	1no	2no+2nc	OTR25T3M	1SCA022613R3910	1.9
11	22	22	15	2x∅32.5+∅16.5	1no	2no+2nc	OTR36T3M	1SCA022613R4050	1.9
Pistol handle									
18.5	30	30	30	2x∅32.5+∅16.5	1no	2no+2nc	OTR63T3M	1SCA022613R4130	2.4
22	37	37	37	B-flange	1no	2no+2nc	OTR75T3B	1SCA022567R1280	3.3
22	45	45	45	B-flange	1no	2no+2nc	OTR90T3B	1SCA022567R1440	3.3
Cable entries from bottom									
Selector handle									
5.5	7.5	7.5	7.5	B-flange	1no	2no+2nc	OTR16T3B	1SCA022572R0160	1.7
7.5	15	15	15	B-flange	1no	2no+2nc	OTR25T3B	1SCA022572R0240	1.9
11	22	22	15	B-flange	1no	2no+2nc	OTR36T3B	1SCA022572R0320	1.9
18.5	30	30	30	B-flange	1no	2no+2nc	OTR63T3B	1SCA022572R0410	2.0

4-pole

Cable entries from top and bottom

Selector handle									
5.5	7.5	7.5	7.5	2x∅25.5+∅16.5	1no	2no+2nc	OTR16T4M	1SCA022613R4210	1.8
7.5	15	15	15	2x∅32.5+∅16.5	1no	2no+2nc	OTR25T4M	1SCA022613R4300	2.0
11	22	22	15	2x∅32.5+∅16.5	1no	2no+2nc	OTR36T4M	1SCA022613R4480	2.0
Pistol handle									
18.5	30	30	30	2x∅32.5+∅16.5	1no	2no+2nc	OTR63T4M	1SCA022613R4560	2.5
22	37	37	37	B-flange	1no	2no+2nc	OTR75T4B	1SCA022567R1360	3.4
22	45	45	45	B-flange	1no	2no+2nc	OTR90T4B	1SCA022567R1520	3.4
Cable entries from bottom									
Selector handle									
5.5	7.5	7.5	7.5	B-flange	1no	2no+2nc	OTR16T4B	1SCA022580R5740	1.8
7.5	15	15	15	B-flange	1no	2no+2nc	OTR25T4B	1SCA022580R5910	2.0
11	22	22	15	B-flange	1no	2no+2nc	OTR36T4B	1SCA022580R6040	2.0
18.5	30	30	30	B-flange	1no	1no+1nc	OTR63T4B	1SCA022580R6120	2.1

6-pole

Cable entries from top and bottom

Selector handle									
5.5	7.5	7.5	7.5	2x∅25.5+∅16.5	1no	2no+2nc	OTR16T6M	1SCA022613R464	1.8
Pistol handle									
7.5	15	15	15	2x∅32.5+∅16.5	1no	1no+1nc	OTR25T6M	1SCA022613R4720	2.5
7.5	15	15	15	B-flange	1no	1no+1nc	OTR25T6B	1SCA022580R8250	3.4
11	22	22	15	2x∅32.5+∅16.5	1no	1no+1nc	OTR36T6M	1SCA022613R4810	2.5
11	22	22	15	B-flange	1no	1no+1nc	OTR36T6B	1SCA022580R8330	3.4
22	37	37	37	B-flange	1no	1no	OTR75T6B	1SCA022580R9060	3.6
22	45	45	45	B-flange	1no	1no	OTR90T6B	1SCA022580R9140	3.6
Cable entries from bottom									
Selector handle									
5.5	7.5	7.5	7.5	B-flange	1no	2no+2nc	OTR16T6B	1SCA022580R5820	1.8

1no = 13 / 14

S01345A

OTR16...36A3M
OTR16...36A4M
OTR16A6M

S01346A

OTR63A3M
OTR63A4M
OTR25...36A6M

S01347A

OTR75...90A3B
OTR75...90A4B
OTR25...90A6B

S01348A

OTR16...63A3B
OTR16...63A4B
OTR16A6B

Stainless steel sheet enclosed safety switches, hinged cover, 3, 4 and 6-pole, IP65

The delivery includes a red-yellow handle (I-O/ON-OFF), auxiliary contact 1 n.o. and PE-terminal, knock-out type cable openings, cable outlets also for control cable in the enclosure. Compression glands and flanges have to be ordered separately.

3-pole

Cable entries from top and bottom

Max. motor output/ AC-23A 230V [kW]	400V [kW]	500V [kW]	690V [kW]	Cable outlets/ side	Auxiliary contacts included	Auxiliary contacts max.	Type	Ordering number	Weight [kg]
Selector handle									
5.5	7.5	7.5	7.5	2x∅25.5+∅16.5	1no	2no+2nc	OTR16A3M	1SCA022613R2860	1.7
7.5	15	15	15	2x∅32.5+∅16.5	1no	2no+2nc	OTR25A3M	1SCA022613R2940	1.9
11	22	22	15	2x∅32.5+∅16.5	1no	2no+2nc	OTR36A3M	1SCA022613R3080	1.9
Pistol handle									
18.5	30	30	30	2x∅32.5+∅16.5	1no	2no+2nc	OTR63A3M	1SCA022613R3160	2.4
22	37	37	37	B-flange	1no	2no+2nc	OTR75A3B	1SCA022567R8960	3.3
22	45	45	45	B-flange	1no	2no+2nc	OTR90A3B	1SCA022567R9180	3.3
Cable entries from bottom									
Selector handle									
5.5	7.5	7.5	7.5	B-flange	1no	2no+2nc	OTR16A3B	1SCA022575R7410	1.7
7.5	15	15	15	B-flange	1no	2no+2nc	OTR25A3B	1SCA022575R7590	1.9
11	22	22	15	B-flange	1no	2no+2nc	OTR36A3B	1SCA022575R7670	1.9
18.5	30	30	30	B-flange	1no	2no+2nc	OTR63A3B	1SCA022575R7750	2.0

4-pole

Cable entries from top and bottom

Selector handle									
5.5	7.5	7.5	7.5	2x∅25.5+∅16.5	1no	2no+2nc	OTR16A4M	1SCA022613R3240	1.8
7.5	15	15	15	2x∅32.5+∅16.5	1no	2no+2nc	OTR25A4M	1SCA022613R3320	2.0
11	22	22	15	2x∅32.5+∅16.5	1no	2no+2nc	OTR36A4M	1SCA022613R3410	2.0
Pistol handle									
18.5	30	30	30	2x∅32.5+∅16.5	1no	2no+2nc	OTR63A4M	1SCA022613R3590	2.5
22	37	37	37	B-flange	1no	2no+2nc	OTR75A4B	1SCA022567R9000	3.4
22	45	45	45	B-flange	1no	2no+2nc	OTR90A4B	1SCA022567R9260	3.4
Cable entries from bottom									
Selector handle									
5.5	7.5	7.5	7.5	B-flange	1no	2no+2nc	OTR16A4B	1SCA022745R7780	1.8
7.5	15	15	15	B-flange	1no	2no+2nc	OTR25A4B	1SCA022745R7860	2.0
11	22	22	15	B-flange	1no	2no+2nc	OTR36A4B	1SCA022745R7940	2.0
18.5	30	30	30	B-flange	1no	1no+1nc	OTR63A4B	1SCA022745R8080	2.1

6-pole

Cable entries from top and bottom

Selector handle									
5.5	7.5	7.5	7.5	2x∅25.5+∅16.5	1no	2no+2nc	OTR16A6M	1SCA022613R3670	1.8
Pistol handle									
7.5	15	15	15	2x∅32.5+∅16.5	1no	1no+1nc	OTR25A6M	1SCA022613R3750	2.5
7.5	15	15	15	B-flange	1no	1no+1nc	OTR25A6B	1SCA022745R7510	3.4
11	22	22	15	2x∅32.5+∅16.5	1no	1no+1nc	OTR36A6M	1SCA022613R3830	2.5
11	22	22	15	B-flange	1no	1no+1nc	OTR36A6B	1SCA022745R7600	3.4
22	37	37	37	B-flange	1no	1no	OTR75A6B	1SCA022596R7210	3.6
22	45	45	45	B-flange	1no	1no	OTR90A6B	1SCA022596R7300	3.6
Cable entries from bottom									
Selector handle									
5.5	7.5	7.5	7.5	B-flange	1no	2no+2nc	OTR16A6B	1SCA022745R8160	1.8

1no = 13 / 14

2CMC342002F0008

LBAS316 TPN, LBAS416 TPSN

2CMC342002F0010

LBAS325 TPN, LBAS425 TPSN

Aluminum enclosed side-operated safety switches, 3-pole, IP65

Cable entries from top and bottom

The delivery includes: enclosure in aluminum and handle in dark grey plastic, neutral and PE terminal, 1 NO auxiliary contact, cable entries with metric threaded holes with membrane glands/sealing plugs IP54 (see table page 7). For IP65 protection compression glands must be used. The switch-disconnector is lockable.

Rated operational current [A] AC-23A 500V	690V	Kwh	Cable entries Up/Down	Enclosure size [mm] W	H	D	Type	Order number	Weight [kg]
16	10	7,5	2xM25/2xM25	111	130	60	LBAS316 TPN	2CMA142430R1000	0.57
25	16	11	2xM32/2xM32+1xM16	138	168	68	LBAS325 TPN	2CMA142432R1000	0.80

Aluminum enclosed side-operated safety switches, 4-pole, IP65

Cable entries from top and bottom

The delivery includes: enclosure in aluminum and handle in dark grey plastic, switched neutral and PE terminal, 1 NO auxiliary contact, cable entries with metric threaded holes with membrane glands/sealing plugs IP54 (see table page 7). For IP65 protection compression glands must be used. The switch-disconnector is lockable.

Rated operational current [A] AC-23A 500V	690V	Kwh	Cable entries Up/Down	Enclosure size [mm] W	H	D	Type	Order number	Weight [kg]
16	10	7,5	2xM25/2xM25	111	130	60	LBAS416 TPSN	2CMA142431R1000	0.57
25	16	11	2xM32/2xM32+1xM16	138	168	68	LBAS425 TPSN	2CMA142433R1000	0.81

Aluminum enclosed front-operated safety switches, 3-pole, IP65

2CMC341011F0078

LBAS345 TPN, LBAS375 TPN, LBAS390 TPN, LBAS475 TPSN, LBAS490 TPSN, LBAS675 TPN

Cable entries from top and bottom

The delivery includes: enclosure in aluminum and handle in black plastic, neutral and PE terminal, 1 NO auxiliary contact, cable entries with metric threaded holes with membrane glands/sealing plugs IP54 (see table page 7). For IP65 protection compression glands must be used. The switch-disconnector is lockable.

Rated operational current [A] AC-23A 500V	690V	Kwh	Cable entries Up/Down	Enclosure size [mm] W	H	D	Type	Order number	Weight [kg]
45	20	22	2xM40/2xM40+1xM16	160	230	145	LBAS345 TPN	2CMA142627R1000	1.75
58	20	37	2xM40/2xM40+1xM16	160	230	145	LBAS375 TPN	2CMA142628R1000	1.75
70	50	45	2xM40/2xM40+1xM16	160	230	145	LBAS390 TPN	2CMA142629R1000	1.75

Aluminum enclosed front-operated safety switches, 4-pole, IP65

Cable entries from top and bottom

The delivery includes: enclosure in aluminum and handle in black plastic, switched neutral and PE terminal, 1 NO auxiliary contact, cable entries with metric threaded holes with membrane glands/sealing plugs IP54 (see table page 7). For IP65 protection compression glands must be used. The switch-disconnector is lockable.

Rated operational current [A] AC-23A 500V	690V	Kwh	Cable entries Up/Down	Enclosure size [mm] W	H	D	Type	Order number	Weight [kg]
58	20	37	2xM40/2xM40+1xM16	160	230	145	LBAS475 TPN	2CMA142631R1000	1.75
70	50	45	2xM40/2xM40+1xM16	160	230	145	LBAS490 TPN	2CMA142632R1000	1.75

2CMC341011F0023

LBAS125/S, LBAS125/SK, LBAS160/S, LBAS160/SK

Aluminum enclosed front-operated safety switches, 6-pole, IP65

Cable entries from top and bottom

The delivery includes: enclosure in aluminum and handle in black plastic, neutral and PE terminal, 1 NO auxiliary contact, cable entries with metric threaded holes with membrane glands/sealing plugs IP54 (see table page 7). For IP65 protection compression glands must be used. The switch-disconnector is lockable.

Rated operational current [A] AC-23A 500V	690V	Kwh	Cable entries Up/Down	Enclosure size [mm] W	H	D	Type	Order number	Weight [kg]
58	20	37	2xM40/2xM40+1xM16	160	230	145	LBAS675 TPN	2CMA142633R1000	1.75

2CMC341011F0084

LBAS200/S, LBAS250/S, LBAS400/S, LBAS630/S

Aluminum enclosed front-operated safety switches, 3-pole, IP65

Cable entries from bottom

The delivery includes: enclosure in white aluminum and handle in black-red plastic, PE terminal, 1 NO auxiliary contact, cable tightening/glands

Rated operational current [A] AC-23A 400V	500V	690V	Cable entries Down	Enclosure size [mm] W	H	D	Type	Order number	Weight [kg]
125	90	70	2xØ 18-48	400	405	234	LBAS125/S	2CMA144495R1000	9.70
125	90	70	2xØ 18-48	400	405	234	LBAS125/SK[1]	2CMA144496R1000	10.40
160	125	80	2xØ 18-48	400	405	234	LBAS160/S	2CMA144498R1000	9.70
160	125	80	2xØ 18-48	400	405	234	LBAS160/SK[1]	2CMA144499R1000	10.40
250	250	250	4xØ 30-68	465	555	235	LBAS200/S[2]	2CMA144500R1000	23.00
315	315	315	4xØ 30-68	465	555	235	LBAS250/S[3]	2CMA144503R1000	23.00
500	500	350	4xØ 30-68	565	655	235	LBAS400/S[3]	2CMA144505R1000	26.00
630	580	350	4xØ 30-68	565	655	235	LBAS630/S[3]	2CMA144506R1000	27.00

[1] Screw terminals for cable lugs max 95 mm^2
[2] Screw terminals for cable lugs max 2//240 mm^2
[3] Screw terminals for cable lugs max 2//300 mm^2
- Extra auxiliary contacts to be ordered separately, see page 19.

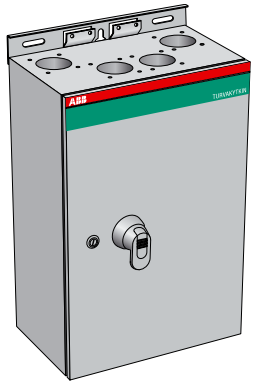

S03001

Stainless steel sheet (acid proof) enclosed safety switches, hinged cover, 3-pole, IP65

The delivery includes a stainless steel handle (I-O/ON-OFF), auxiliary contacts according to following table and PE-terminal. Knock'out type cable entry for control cable (25mm) and open type cable entries for main cables. Cable flanges and flange covers to be ordered separately. More information on accessories page 52.

Cable entries from top and bottom

Max. motor output AC-23A 230V [kW]	400V [kW]	500V [kW]	690V [kW]	Flange openings/ side	Auxiliary contacts included	Auxiliary contacts max.	Type	Ordering number	Weight [kg]
Pistol handle									
55	110	132	160	4x	2no+1nc	2no+1nc	OT200ERRR3TZ	1SCA101252R1001	25
75	132	160	200	4x	2no+1nc	2no+1nc	OT250ERRR3TZ	1SCA102364R1001	25
90	160	200	250	4x	2no+1nc	2no+1nc	OT315ERRR3TZ	1SCA102332R1001	25
110	220	280	355	4x	2no+1nc	2no+1nc	OT400ERRR3TZ	1SCA102318R1001	32
180	315	400	560	4x	2no+1nc	2no+1nc	OT630ERRR3TZ	1SCA102321R1001	36
200	400	500	710	4x	2no+1nc	2no+1nc	OT800ERRR3TZ	1SCA102333R1001	36
315	560	710	1000	8x	2no+1nc	2no+1nc	OT1000ERRR3TZ	1SCA103329R1001	70
400	710	900	1200	8x	2no+1nc	2no+1nc	OT1250ERRR3TZ	1SCA103351R1001	70

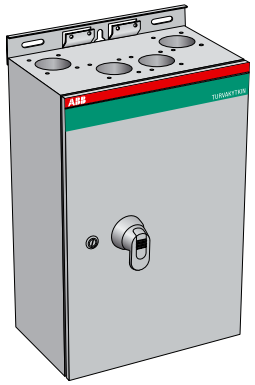

S03001

Cable entries from bottom

Max. motor output/ AC-23A 230V [kW]	400V [kW]	500V [kW]	690V [kW]	Flange openings/ bottom side	Auxiliary contacts	Auxiliary contacts included	Type	Ordering number	Weight max. [kg]
Pistol handle									
55	110	132	160	4x	2no+1nc	2no+1nc	OT200ESUR3TZ	1SCA102325R1001	28
75	132	160	200	4x	2no+1nc	2no+1nc	OT250ESUR3TZ	1SCA102320R1001	33
90	160	200	250	4x	2no+1nc	2no+1nc	OT315ESUR3TZ	1SCA102317R1001	34
110	220	280	355	4x	2no+1nc	2no+1nc	OT400ESUR3TZ	1SCA102323R1001	34
180	315	400	560	8x	2no+1nc	2no+1nc	OT630ESUR3TZ	1SCA102336R1001	56
200	400	500	710	8x	2no+1nc	2no+1nc	OT800ESUR3TZ	1SCA102324R1001	56
315	560	710	1000	8x	2no+1nc	2no+1nc	OT1000ESUR3TZ	1SCA104434R1001	78
400	710	900	1200	8x	2no+1nc	2no+1nc	OT1250ESUR3TZ	1SCA104440R1001	78

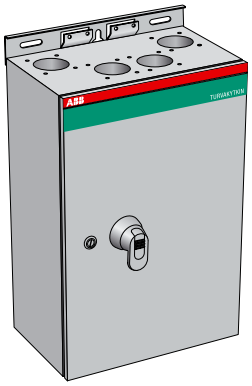

S03001

Stainless steel sheet (acid proof) enclosed safety switches, hinged cover, 6-pole, IP65

The delivery includes a stainless steel handle (I-O/ON-OFF), auxiliary contacts according to following table and PE-terminal. Knock'out type cable entry for control cable (25mm) and flange opening for main cables. Cable flanges and flange covers to be ordered separately. More information on accessories page 52.

Cable entries from top and bottom

Max. motor output AC-23A 230V [kW]	400V [kW]	500V [kW]	690V [kW]	Cable outlets/ side	Auxiliary contacts included	Auxiliary contacts max.	Type	Ordering number	Weight [kg]
Pistol handle									
55	110	132	160	8x	4no+2nc	4no+2nc	OT200ERRR6TZ	1SCA102316R1001	41
75	132	160	200	8x	4no+2nc	4no+2nc	OT250ERRR6TZ	1SCA102365R1001	46
90	160	200	250	8x	4no+2nc	4no+2nc	OT315ERRR6TZ	1SCA102327R1001	46
110	220	280	355	8x	4no+2nc	4no+2nc	OT400ERRR6TZ	1SCA102329R1001	50
180	315	400	560	8x	4no+2nc	4no+2nc	OT630ERRR6TZ	1SCA102326R1001	59
200	400	500	710	8x	4no+2nc	4no+2nc	OT800ERRR6TZ	1SCA102334R1001	59

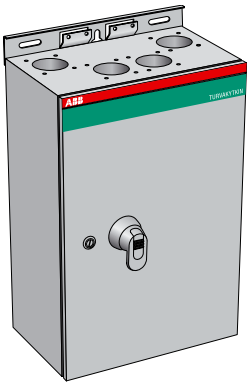

S03001

Cable entries from bottom

Max. motor output/ AC-23A 230V [kW]	400V [kW]	500V [kW]	690V [kW]	Cable outlets/ side	Auxiliary contacts included	Auxiliary contacts max.	Type	Ordering number	Weight [kg]
Pistol handle									
55	110	132	160	8x	4no+2nc	4no+2nc	OT200ESUR6TZ	1SCA102319R1001	43
75	132	160	200	8x	4no+2nc	4no+2nc	OT250ESUR6TZ	1SCA102370R1001	51
90	160	200	250	8x	4no+2nc	4no+2nc	OT315ESUR6TZ	1SCA102330R1001	51
110	220	280	355	8x	4no+2nc	4no+2nc	OT400ESUR6TZ	1SCA102335R1001	54
180	315	400	560	8x	4no+2nc	4no+2nc	OT630ESUR6TZ	1SCA102322R1001	90

The operating principle of DC safety switches

There are two switch disconnectors in DC safety switches: one for the main circuit and the other for the excitation circuit and control circuit of auxiliary contacts.

The switch disconnectors are mechanically interlocked so that they can be operated only in the right order:

- From O-position to I-position:
  first the switch of the excitation circuit and then the switch of the main circuit.
- From I-position to O-position:
  first the switch of the main circuit and then the switch of the magnetizing circuit.

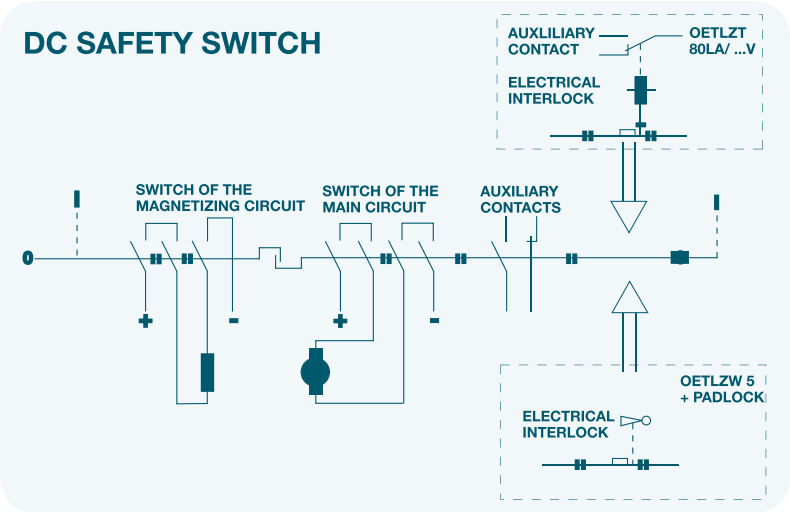

Interlocking

The n.o. auxiliary contacts of the utilization category DC-23 safety switch have an early-break feature, meaning that they open before the contacts of the safety switch
Connecting the auxiliary contacts to the rectifier bridge control circuit is recommended, because it enables the currentless operation of the safety switch to OFF-position. Although the safety switch of DC-23 utilization category is able to break full motor current (4xIe), using the safety switch as a motor controller is not recommended.

The bigger DC safety switches are DC-20-categorized

This means that the switch shall not be operated when loaded. In order to prevent operating mistakes, they can be equipped with various locking devices. Electrical interlocking with a push button, which is installed to the door of the enclosure, for operating the safety switch is available as an accessory. Furthermore, by connecting the interlocking coil to the control unit of the rectifier bridge, the breaking of a full DC-load can be prevented. There is also a lock frame available, which can be provided with key locking for Castell, Lowe & Fletcher or Ronis.

All handles of the enclosed switches can be equipped with padlocks, which prevent the operating in O-position. A handle that can be padlocked into both positions is available on request.



S00507A

Steel sheet enclosed DC safety switches, 2 + 2 -pole

Cable entries from bottom, open bottom

The delivery includes a main switch, an integrated magnetizing switch and a black pistol type handle. Fixed entry plate on top. The cable entry and the flanges on the bottom have to be ordered separately.
The cable entries are used also for mounting of the safety switch.

Auxiliary contacts (1n.o. + 1n.c.) are included in the delivery.

Protection degree IP54

I_e [A] 220 V DC-23	I_e [A] 440 V DC-23	Size of enclosure [mm] W	H	D	Size of cable entries W x D [mm]	Type	Ordering number
120	120	400	400	230	400x230	OT160EAUA2S	1SCA022350R0560
200	200	400	600	230	400x230	OT200KAUA2S	1SCA022339R0440
250	250	400	800	230	400x230	OT250KAUA2S	1SCA022339R0610
315	315	400	800	230	400x230	OT315KAUA2S	1SCA022339R1090
630	400	400	1000	230	400x230	OT630KAUA2S	1SCA022339R0870
800	800	800	1000	330	800x330	OT1000BAUA2S	1SCA022339R1250
DC-20	**DC-20**						
1250	1250	800	1000	330	800x330	OT1250KAUA2S	1SCA022339R1410
1600	1600	800	1000	330	800x330	OT1600KAUA2S	1SCA022339R1680



S00507A

Protection degree IP65

I_e [A] 220 V DC-23	I_e [A] 440 V DC-23	Size of enclosure [mm] W	H	D	Size of cable entries W x D [mm]	Type	Ordering number
120	120	400	400	230	400x230	OT160EAUA2SZ	1SCA022463R5860
200	200	400	600	230	400x230	OT200KAUA2SZ	1SCA022348R4510
250	250	400	800	230	400x230	OT250KAUA2SZ	1SCA022348R4690
315	315	400	800	230	400x230	OT315KAUA2SZ	1SCA022348R4770
630	400	400	1000	230	400x230	OT630KAUA2SZ	1SCA022348R5310
800	800	800	1000	330	800x330	OT1000BAUA2SZ	1SCA022348R2720
DC-20	**DC-20**						
1250	1250	800	1000	330	800x330	OT1250KAUA2SZ	1SCA022348R6390
1600	1600	800	1000	330	800x330	OT1600KAUA2SZ	1SCA022348R6470

Technical data

Type **Utilization category DC-23**

	220V I_e/A	P_e/kW	440V I_e/A	P_e/kW	600V I_e/A	P_e/kW	750V I_e/A	P_e/kW
OT160EA_	120	25	120	50				
OT200KA_	200	40	200	80	200	120	200	150
OT250KA_	250	50	250	100	250	150	250	180
OT315KA_	315	65	315	130	315	180	315	230
OT630KA_	630	130	400	170				
OT1000BA_	800	175	800	350	800	480	800	600

Type **Utilization category DC-20**

	220V I_e/A	P_e/kW	440V I_e/A	P_e/kW	600V I_e/A	P_e/kW	750V I_e/A	P_e/kW
OT1250KA_	1250	275	1250	550	1250	750		
OT1600KA_	1600	350	1600	700	1600	950		

S00507A


S00507A

Steel sheet enclosed DC safety switches, 2 + 2 -pole, IP65

Cable entries from bottom, cable entry with ring-flanges on bottom

The delivery includes:
- Main Switch
- Integrated magnetizing switch
- Black pistol type handle
- Fixed entry plate on top
- Fastened cable entry with ring-flange cable entry on bottom, the number of cable entries is illustrated in the ordering information table (“Number of cable entries”)
- Ring-flange covers with knock-out openings (= cover flange), one knock-out opening / entry plate. For the number of ring-flange covers and the size of knock-out openings, see ordering information table. Delivered unfastened
- Auxiliary contacts (1no + 1no)

To be ordered separately:
- Ring-flanges, see “Number of cable entries” and the number of ring-flange covers. The ring-flange covers can be changed into ring-flanges if necessary

NOTE: the cable entries are used also for mounting of the safety switch.

Protection degree IP65

I_e [A] 220 V DC-23	I_e A] 440 V DC-23	Size of enclosure [mm] W	H	D	Size of cable entries W x D [mm]	Number of entries [pcs]	Number of ring-flange covers / size of knock-out openings ø 25,5	ø 40,5	Type	Ordering number
120	120	400	400	230	400x230	4	1	1	OT160EAUR2SZ	1SCA022468R1710
200	200	400	600	230	400x230	4	1	1	OT200KAUR2SZ	1SCA022468R1890
250	250	400	800	230	400x230	4	1	1	OT250KAUR2SZ	1SCA022468R1970
315	315	400	800	230	400x230	4	1	1	OT315KAUR2SZ	1SCA022468R2010
630	400	400	1000	230	400x230	4	1	1	OT630KAUR2SZ	1SCA022468R2190
800	800	800	1000	330	800x330	8	2	2	OT1000BAUR2SZ	1SCA022468R2270
DC-20		**DC-20**								
1250	1250	800	1000	330	800x330	8	2	2	OT1250KAUR2SZ	1SCA022468R2350
1600	1600	800	1000	330	800x330	8	2	2	OT1600KAUR2SZ	1SCA022468R2430

Cable entries from bottom, cable entry with C-flange entry on bottom

The delivery includes:
- Main Switch
- Integrated magnetizing switch
- Black pistol type handle
- Fixed entry plate on top
- Fastened cable entry with C-flange entries on bottom, the number of cable entries illustrated on the ordering information table (“Number of C-flange entries”)
- Flange covers delivered unfastened. For the number of flange covers, see ordering information table.
- Auxiliary contacts (1n.o. + 1n.c.)

To be ordered separately:
- C-flanges, see “Number of C-flange entries” and the number of flange covers. The flange covers can be changed into C-flanges if necessary.

NOTE: The cable entries are used also for mounting of the safety switch.

Protection degree IP65

I_e [A] 220 V DC-23	I_e [A] 440 V DC-23	Size of enclosure [mm] W	H	D	Size of cable entries W+D [mm]	Number of C-flange entries [pcs]	Number of flange covers [pcs]	Type	Ordering number
120	120	400	400	230	400x230	2	1	OT160EAUC2SZ	1SCA022468R2510
200	200	400	600	230	400x230	2	1	OT200KAUC2SZ	1SCA022468R2600
250	250	400	800	230	400x230	2	1	OT250KAUC2SZ	1SCA022468R2860
315	315	400	800	230	400x230	2	1	OT315KAUC2SZ	1SCA022468R2940
630	400	400	1000	230	400x230	2	1	OT630KAUC2SZ	1SCA022468R3080
800	800	800	1000	330	800x330	6	3	OT1000BAUC2SZ	1SCA022468R3160
DC-20		**DC-20**							
1250	1250	800	1000	330	800x330	6	3	OT1250KAUC2SZ	1SCA022468R3240
1600	1600	800	1000	330	800x330	6	3	OT1600KAUC2SZ	1SCA022468R3320

Cables, terminal clamps, busbar connections and other accessories for safety switches.

Cable cross section [mm²] Supply cable		Steel sheet enclosed safety switch (3-pole)		Mounting accessories (to supply side)					
				Cable entries from top and bottom			Cable entries from bottom		
mm²	Amount of parallel cables	Cable entries from top and bottom	Cable entries from bottom	Busbar	Terminal clamp	Terminal bolt kit	Busbar	Terminal clamp	Terminal bolt kit
16…50	1x(16…50)	OT_75_, OT_90_			OZXT 1 (max 63A)				
	1x(16…50)	OT 90E_			OZXT 1 (max 63A)				
10…70	1x(10…70)	OT_75_, OT_90_			OZXL 1+OTS 125T3P				
	1x(10…70)	OT 90E_			OZXL 1+OTS 125T3P				
	1x(10…70)	OT 90A_, OT125_	OT 90A_, OT125_, OT160_		OZXL 2			OZXB1L	
	1x(10…70)	OT200_, OT250_	OT200_, OT250_		OZXB1L			OZXB1L	
	2x(10…70)	OT200_, OT250_, OT315_, OT 400_	OT125_, OT160_, OT200_, OT250_, OT315_, OT 400_	OZXE 20	2xOZXB1		OZXE 20	2xOZXB1	
25…120	1x(25…120)	OT 90A_	OT 90A_		OZXB2			OZXB2	
	1x(25…120)	OT125_	OT125_		OZXB2			OZXB2	
	1x(25…120)	OT160_, OT200_, OT250_	OT160_, OT200_, OT250_		OZXB2			OZXB2	
	1x(25…120)	OT315_, OT 400_	OT315_, OT400_		OZXB2L			OZXB2L	
	2x(25…120)	OT160_	OT 90A_, OT125_, OT160_	OZXE 21	2xOZXB2		OZXE 21	2xOZXB2	
	2x(25…120)	OT200_, OT250_	OT200_, OT250_	OZXE 45	OZXB2+OZXB2L		OZXE 21	2xOZXB2	
	2x(25…120)	OT315_, OT 400_	OT315_, OT400_	OZXE 21	2xOZXB2		OZXE 21	2xOZXB2	
	2x(25…120)	OT315_, OT 400_	OT315_, OT400_	OZXE 21	2xOZXB2L	OZXE 54	OZXE 21	2xOZXB2L	OZXE 54
70…185	1x(70…185)	OT315_, OT 400_, OT630_, OT800E_	OT315_, OT 400_, OT630_, OT800E_		OZXB3			OZXB3	
	2x(70…185)	OT315_, OT 400_, OT630_, OT800E_	OT315_, OT 400_, OT630_, OT800E_		OZXB4			OZXB4	
	3x(70...185)	OT630_,OT800_	OT630KA_,OT800_	OZXE 19	OZXB3+OZXB4		OZXE 19	OZXB3 + OZXB4	
	4x(70...185)	OT630_,OT800_	OT630KA_,OT800_	OZXE 19	2xOZXB4		OZXE19	2xOZXB4	
95…240	1x(95…240)	OT200_, OT250_, OT315_, OT 400_	OT200_, OT250_, OT315_, OT 400_		OZXB 9			OZXB 9	
	2x(95…240)	OT200_, OT250_	OT200_, OT250_	OZXE 45	2xOZXB 9	OZXE 56	OZXE 45	2xOZXB 9	OZXE 56
	2x(95…240)	OT315_, OT 400_	OT315_, OT400_	OZXE 46	2xOZXB 9	OZXE 57	OZXE 46	2xOZXB 9	OZXE 57
120…240	1x(120…240)	OT315_, OT 400_	OT315_, OT400_		OZXB 7			OZXB 7	
120….300	1x(120…300)	OT315_, OT 400_, OT630_	OT315_, OT 400_, OT630_		OZXB5			OZXB5	
	2x(120…300)	OT315_, OT 400_, OT630_, OT800E_	OT630_, OT800E_		OZXB6			OZXB6	
	2x(120…300)	OT1000_, OT1250_	OT1000_, OT1250_		2xOZXB5			2xOZXB5	
	3x(120…300)	OT630_, OT800E_	OT630KA_,OT800_	OZXE 19	OZXB5+OZXB6		OZXE 19	OZXB5+OZXB6	
	3x(120…300)	OT1000_, OT1250_	OT1000_, OT1250_		OZXB5+OZXB6			OZXB5+OZXB6	
	4x(120...300)	OT630_,OT800_	OT630KA_, OT800_--	OZXE 19	2xOZXE 6		OZXE 19	2xOZXE 6	
	4x(120…300)	OT1000_, OT1250_	OT1000_, OT1250_		2xOZXB6			2xOZXB6	
	5x(120…300)	OT1000_, OT1250_		OZXE 19	2xOZXB6+OZXB5				

S00396A

OH_2_

S00601A

OH_

S00469A

OH_

S00856A

OH_2_

S00853A

S00865A

Handles

Indication I-O and ON-OFF, colour = black

Selector type handle for 3- and 4-pole safety switches, IP65

For safety switches	Type	Ordering number	Units/type [pcs]
The handle is padlockable with 3 padlocks in O-position, door interlock in I-position, defeatable			
OT16_...90E	OHBS2AJ	1SCA022347R4030	1

Pistol type handle for 3- and 4-pole safety switches, IP65

For safety switches	Handle length [mm]	Shaft diameter [mm]	Type	Ordering number	Units/type [pcs]
The handles are padlockable with 3 padlocks in O-position, door interlock in I-position, defeatable					
OT90A...250_	65	6	OHB65J6	1SCA022380R9660	1
OT315_...400_	95	12	OHB95J12	1SCA022381R0830	1
OT630_...800_	125	12	OHB125J12	1SCA022381R1560	1
OT1000_	145	12	OHB145J12	1SCA022381R2110	1

Pistol type handle for 6-pole safety switches, IP65

For safety switches	Handle length [mm]	Shaft diameter [mm]	Type	Ordering number	Units/type [pcs]
The handles are padlockable with 3 padlocks in O-position, door interlock in I-position, defeatable					
OT25_...75_	45	6	OHB45J6	1SCA022380R8770	1
OTP75_...90_	45	6	OHB45J6	1SCA022380R8770	1
OT90A...800_	145	12	OHB145J12	1SCA022381R2110	1
OT1000_	175	12	OHB175J12	1SCA022381R2450	1

Indication I-O and ON-OFF, colour = red-yellow

Selector type handle for 3- and 4-pole safety switches, IP65

For safety switches	Type	Ordering number	Units/type [pcs]
The handle is padlockable with 3 padlocks in O-position, door interlock in I-position, defeatable			
OT16_...90E_	OHYS2AJ	1SCA022353R2840	1

Pistol type handle for 3- and 4-pole safety switches, IP65

For safety switches	Handle length [mm]	Shaft diameter [mm]	Type	Ordering number	Units/type [pcs]
The handles are padlockable with 3 padlocks in O-position, door interlock in I-position, defeatable					
OT90A...250_	65	6	OHY65J6	1SCA022380R9820	1
OT315_...400_	95	12	OHY95J12	1SCA022381R1050	1
OT630_...800_	125	12	OHY125J12	1SCA022381R1720	
OT1000_	145	12	OHY145J12	1SCA022381R2370	1

Pistol type handle for 6-pole safety switches, IP65

For safety switches	Handle length [mm]	Shaft diameter [mm]	Type	Ordering number	Units/type [pcs]
The handles are padlockable with 3 padlocks in O-position, door interlock in I-position, defeatable					
OT25_...75_	45	6	OHY45J6	1SCA022380R8930	1
OTP75_...90_	45	6	OHY45J6	1SCA022380R8930	1
OT90A...800_	145	12	OHY145J12	1SCA022381R2370	1
OT1000_	175	12	OHY175J12	1SCA022381R2700	1

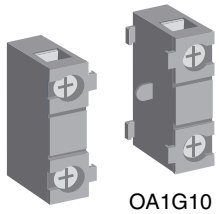
OA1G01 OA1G10 OA3G01

S00261A

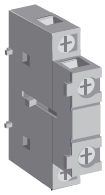
OA2G11

S01025A


OBEA _
MCB_

S00040A


OZXK__

S01248A

Auxiliary contacts

Auxiliary contacts for safety switches OTP_, OTE_ and OT16...90E

Snap-on mounting to the switch, the auxiliary contacts (OA1G10) open before the main contacts.

For safety switch	Auxiliary contact		Mounting to the side of the switch	Type	Ordering number	Delivery batch [pcs]	Weight [kg]
OTP_, OTE_, OT16...90E	13 21	1no	right	OA1G10	1SCA022353R4970	10	0.03
OTR_, OTL_	14 22	1nc	left	OA1G01	1SCA022353R4890	10	0.03
LBAS345...490	13 21	1no	right	OA1G10	2CMA144690R1000	10	0.03
LBAS316...425	14 22	1nc	left	OA1G01	2CMA144691R1000	10	0.03
OTR_, OTL_, 3- and 4-pole	13 21 14 22	1no+1nc	left	OA2G11	1SCA022379R8100	10	0.06
BWS316...425		1no		MCB-10	1SFA611610R1001	10	0.01
		1 nc		MCB-01	1SFA611610R1010	10	0.01

Auxiliary contacts for safety switches OT90A...1000

Early break-type contacts (I-0). Additional auxiliary contacts can be mounted to the safety switches, or they can be changed to another contact function. For the max. number of auxiliary contacts, see the ordering information tables. The type and ordering number are for one piece.

For safety switches	Auxiliary contact		Type [1]	Ordering number	Delivery batch [pcs]	Weight [kg]
OT90A...160_	13 14	1no	OBEA10	1SCA022190R3000	10	0.02
		1no	OBEA10AU	1SCA022185R3310	10	0.02
OT200...1250		1no	OA1G10	1SCA022353R4970	10	0.03
OT90A...160_	21 22	1nc	OBEA01	1SCA022190R3260	10	0.02
		1nc	OBEA01AU	1SCA022185R3730	10	0.02
OT200...1250		1nc	OA3G01	1SCA022456R7410	10	0.03
OT1000 (6-pole)	13 21 33 41 14 22 34 42	2no+2nc	OZXK2	1SCA022131R8850	1	0.12
2no	13 23 14 24		OZXK4	1SCA022131R9230	1	0.10
4no	13 23 33 43 14 24 34 44		OZXK5	1SCA022131R9400	1	0.12

Technical data of auxiliary contacts:

		OA_	OBEA_,OZXK_ and MCB_
Protection class		IP 20	IP 20
Rated thermal current I_{th}		16 A	10 A
Cable cross section, max.		2 x 2.5 mm²	2 x 2.5 mm²
Cable cross section, min.		0.75 mm²	0.5 mm²
Insulation voltage		690 V	690 V
Operational current in different voltages, (IEC 60947-5-1)			
AC-15	230 V	6 A	-
	400 V	4 A	-
	415 V	4 A	-
	690 V	2 A	-
AC-12	120 V	-	8 A
	240 V	-	6 A
	400...415 V	-	4 A
	480...500 V	-	3 A
	690 V	-	2 A
DC-12	24 V	10	5 A
	72 V	4	1,9 A
	125 V	2	1,1 A
	250 V	0,55	0,55 A
	440 V	0,1	0,31 A
	500 V	-	0,27 A
	600 V	-	0,2 A

[1] Types _AU for extremely difficult circumstances, even at low voltages. The contacts are gold plated.

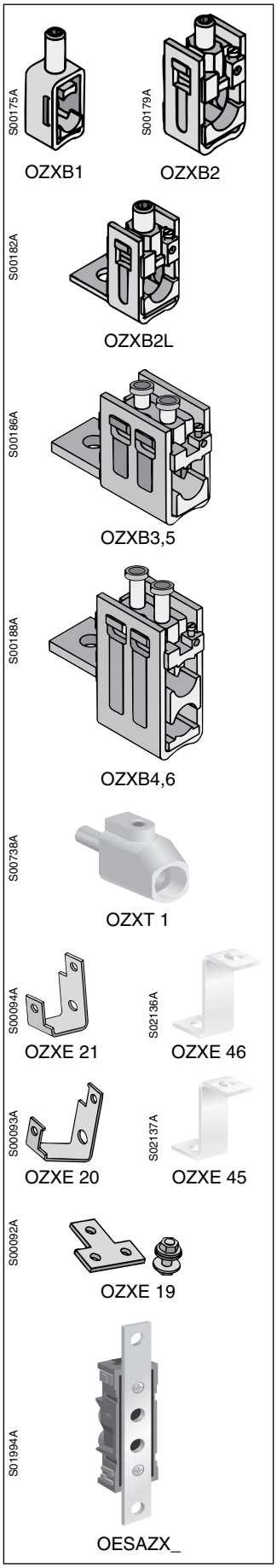

Terminal clamps for Al and Cu cables

Cables for safety switches, see the table on page 45.

Cable cross section [mm²]	Type	Ordering number	Units/type [pcs]
10…70 Al/Cu	OZXB1	1SCA022119R7450	3
	OZXB1/1	1SCA022193R9880	1
10...70 Al/Cu	OZXL1	1SCA022439R6770	3
	OZXL1/1	1SCA022469R6220	1
10...70 Al/Cu	OZXL2	1SCA022335R2430	3
	OZXL2/1	1SCA022352R3340	1
25…120 Al/Cu	OZXB2	1SCA022119R7610	3
	OZXB2/1	1SCA022194R0200	1
25...120 Al/Cu	OZXB2L	1SCA022158R7750	3
	OZXB2L/1	1SCA022194R0460	1
70…185 Al/Cu	OZXB3	1SCA022136R8100	3
	OZXB3/1	1SCA022194R0620	1
2x(70…185) Al/Cu	OZXB4	1SCA022137R4760	3
	OZXB4/1	1SCA022194R0890	1
120…300 Al/Cu	OZXB5	1SCA022137R2470	3
	OZXB5/1	1SCA022194R1010	1
2x(120…300) Al/Cu	OZXB6	1SCA022137R4920	3
	OZXB6/1	1SCA022194R1270	1
95...185 Al/Cu	OZXB8	1SCA022744R1510	3
	OZXB8/1	1SCA022744R1600	1
95...240 Al/Cu	OZXB9	1SCA022750R3210	3
	OZXB9/1	1SCA022750R3300	1
16...50 Al/	OZXT1	1SCA022469R6310	3
2.5 ... 50 Cu, max. I_n = 63A	OZXT1/1	1SCA022469R6490	1

Busbar connections

Cables for safety switches, see the table on page 45.

Suitable for terminal clamps	Type	Ordering number	Units/type
Busbar for connecting the cable to the switch, suitable for switches OT90A...160.			
OZXB2	OEZXX6	1SCA022292R6330	3
Busbars for parallel connection.			
2x OZXB2, OZXB2L	OZXE21	1SCA022161R8810	3
2x OZXB1	OZXE20	1SCA022161R8650	3
2x OZXB6 + OZXB5	OZXE19	1SCA022162R8020	3
OZXB2 + OZXB2L, 2 x OZXB9	OZXE45	1SCA022809R0240	3
2 x OZXB9	OZXE46	1SCA022809R3180	3

Terminal boltset for terminal connections

Busbar	Bolt size	Type	Ordering number	Units/type
OZXE21	M10 x 30	OZXE54	1SCA022733R9150	6
OZXE45	M8 x 30	OZXE56	1SCA022811R5920	3
OZXE46	M10 x 35	OZXE57	1SCA022811R6060	3

Enclosure accessories

Neutral links for 5-wire systems

Rated current [A]	Cable cross section [mm²]	Mounting	Type	Ordering number	Units/type
25	1.5...10	On DIN-rail	OEZXX7	1SCA022292R6170	
63	6...35	On DIN-rail	OEZXX8	1SCA022292R6500	
200	10...120	On mounting plate	OESAZX162	1SCA022193R0400	
315	10...300	On mounting plate	OESAZX164	1SCA022202R9520	
400	10...300	On mounting plate	OESAZX165	1SCA022202R9790	

Accessories
Ordering information

S01381A

OEZXPK_

S01867A

-BVPB-11

S01866A

-KRM16/12

S01865A

-KRM20/12

S01864A

-KRM25/12

Shields

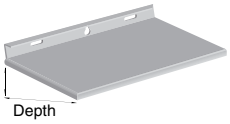

The shield can be used as a roof to protect the enclosure agaist dust, water etc.

Size [mm] Width x Depth	Type	Ordering number	Weight [kg]
290 x 230	OEZXPK120	1SCA022646R2730	0.8
440 x 280	OEZXPK240	1SCA022646R3110	1.5
840 x 280	OEZXPK280	1SCA022646R3200	3.0
840 x 380	OEZXPK380	1SCA022647R3510	3.0

Ventilation plug and its accessories

For eliminating the condension of water or equilizing pressure inside the enclosure

Plastic ventilation plug, IP68

Thread	Type	Ordering number	Weight [kg]
M12	BVPB-11	1SCA022749R6330	0.01

Adapters for M-threads, plastic

M16 to M12	KRM16/12	1SCA022749R6090	0.01
M20 to M12	KRM20/12	1SCA022749R6170	0.01
M25 to M12	KRM25/12	1SCA022749R6980	0.01
M25 to M20	SORPNMPAM25/M20	1SCA022646R4510	0.01
M32 to M25	SORPNMPAM32/M25	1SCA022646R4600	0.01
M16 to M20	EPN650M16/M20	1SCA103053R1001	0.01
M25 to M32	EPN650M25/M32	1SCA101159R1001	0.01
M32 to M40	EPN650M32/M40	1SCA101160R1001	0.01

Gasket

Thread/hole dia	Type	Ordering number	Weight [kg]
M16/ø16.5	EADR16	1SCA022749R6410	0.01
M20/ø20.5	EADR20	1SCA022749R6500	0.01
M25/ø25.5	EADR25	1SCA022749R6680	0.01
M32/ø32.5	EADR32	1SCA101165R1001	0.01

Ordering guide ventilation plug accessories

Thread/hole dia	Accessories needed		
	Size adapter	Gasket	Locking nut
	Type	Type[1]	Type
M12	-	-	-
ø 12,5	-	-	EMUG12
M16	KRM16/12	EADR16	-
ø 16,5	KRM16/12	EADR16	EMUG16
M20	KRM20/12	EADR20	-
ø 20,5	KRM20/12	EADR20	EMUG20
M25	KRM25/12	EADR25	-
ø 25,5	KRM25/12	EADR25	EMUG25

[1] Gasket needed for maintaining IP65 rating

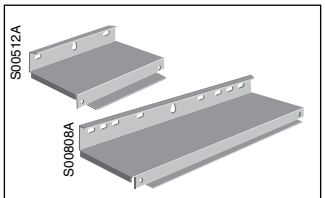

OEZXP__0

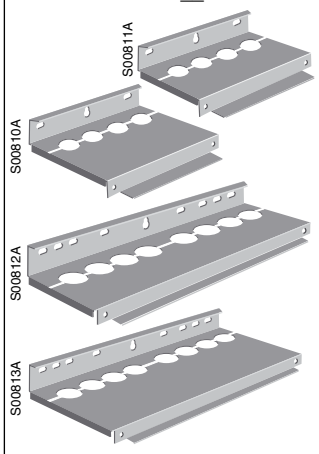

OEZXP__R

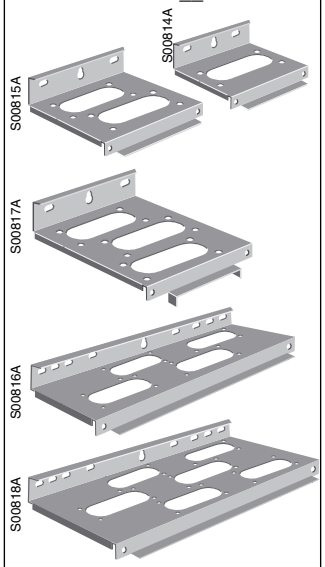

OEZXP__C



OEZXR1__

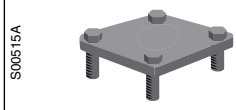

OEZXR0_



OEZXX1__

Cable outlet accessories

Cable entries for steel sheet enclosures OT90A...1600, OT36EA...75EA, OT63DB

Cable entries for ring and C-flanges, blank entries.

The cable entries are also used for mounting the safety switches.
The flanges have to be ordered separately, either ring-flanges or C-flanges.

Size of cable entry W x D [mm]	Number of C-flange entries [pcs]	Number of ring-flange entries [pcs]	Type	Ordering number	Weight [kg]
Blank entries, no flange entries					
250x180	-	-	OEZXP120[1]	1SCA022277R2350	0.8
400x230	-	-	OEZXP240	1SCA022277R2780	1.5
400x330	-	-	OEZXP340	1SCA022277R3320	2.0
800x230	-	-	OEZXP280	1SCA022277R3910	3.0
800x330	-	-	OEZXP380	1SCA022277R4720	4.0
Cable entries with ring-flange entries, divided [2]					
400x230	-	4	OEZXP24R	1SCA022277R3160	1.6
400x330	-	4	OEZXP34R	1SCA022277R3750	2.1
800x230	-	8	OEZXP28R	1SCA022277R4560	3.2
800x330	-	8	OEZXP38R	1SCA022277R5020	4.2
Cable entries with C-flange entries, compact [2]					
250x180	1	-	OEZXP120C [1]	1SCA022338R5360	0.8
400x230	2	-	OEZXP240C	1SCA022338R5520	1.7
400x330	3	-	OEZXP340C	1SCA022338R5790	2.3
800x230	4	-	OEZXP280C	1SCA022338R5950	3.4
800x330	6	-	OEZXP380C	1SCA022338R6170	4.5

Cable flanges for steel sheet enclosures,
OTL75...90, OT90A...1600, OT36EA...75EA, OT63DB

Ring-flanges

Ring-flanges for different cable diameters

Outside diameter of cable [mm]	Suitable for cable entries	Type	Ordering number	Weight [kg]
22...35	OEZXP_R	OEZXR134	1SCA022277R5610	0.45
31...44	OEZXP_R	OEZXR143	1SCA022277R5880	0.40
39...51	OEZXP_R	OEZXR150	1SCA022277R6000	0.35
46...59	OEZXP_R	OEZXR158	1SCA022277R6260	0.30

Ring-flange covers with knock-out openings

Knock-out size ø / [mm]	Suitable for cable entries	Type	Ordering number	Weight [kg]
20,5	OEZXP_R	OEZXR020	1SCA022656R8130	0.16
22,5	OEZXP_R	OEZXR023	1SCA022277R5290	0.16
25,5	OEZXP_R	OEZXR025	1SCA022656R8210	0.16
37	OEZXP_R	OEZXR037	1SCA022277R5450	0.16
40,5	OEZXP_R	OEZXR040	1SCA022656R8300	0.16

Plate extension for ring-flanges

Screws are included in the delivery. With the help of a plate extension the plastic shrink film can be mounted over the ring-flange and the cable.

Suitable for ring-flanges	Dimensions [mm] A	B	Type	Ordering number	Weight [kg]
OEZXR134 and OEZXR143	49	43	OEZXX143R	1SCA022350R3820	0.18
OEZXR150 and OEZXR158	70	64	OEZXX158R	1SCA022350R3910	0.18

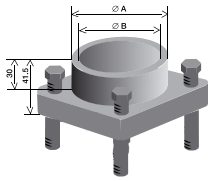

[1] Includes knock-outs ø 10, 12.5, 20.5 and 25.5
[2] Includes knock-outs ø 10, 12.5, 20.5, 25.5 and 32.5


S00997A
KIG-221-1


S00996A
KIG-221-2


S00846B
OEZXC 0

S01395A
KIM-13-1

S01396A
KIM-13-2

S01775A
-LPBSIU


S01774A
-LBSI2ALM40


S00993A
KIG-1


S00994A
KIG-2


S00846A
OEZXC1R


S00847A
OEZX2R

Cable flanges for steel sheet enclosures,
OTL75...90, OT90A...1600, OT36EA...75EA, OT63DB

C-flanges for cable entries

Mounting set for the flange is included: screws, nuts and a seal that is extruded into the flanges. Steel.

Suitable cable size ø / [mm]	For cable entries/ Compression glands	Type	Ordering number	Weight [kg]
C-flanges				
20...65		KIG-221-1	1SEH650052R6713	0.49
2x(20...65)		KIG-221-2	1SEH650052R6714	0.72
C-flange cover				
-	OEZXP__C	OEZXC 0	1SCA022277R6420	0.25
B-flanges for cable entries				
15...40		KIM13-1	1SEH655267R2050	0.20
2x(15...40)		KIM13-2	1SEH655267R2060	0.30
Metallic, includes sealing gasket and fixing accessories, compression glands. IP 65.				
-	Cover plate, Fe, hot dip galvanized	LBFEU	1SCA022713R6040	0.16
-	Cover plate, siluminium	LBSIU	1SCA022713R6120	0.20
8....14	2xM20	LBSI2ALM20	1SCA022713R6210	0.26
10....16	4xM25	LBSI4ALM25	1SCA022713R6390	0.26
16....21	3xM32	LBSI3ALM32	1SCA022713R6550	0.26
18....27	2xM40	LBSI2ALM40	1SCA022713R6630	0.26
16....21 (M32)/ 10....16 (M25)	2xM32+1xM25	LBSI2ALM32+ 1ALM25	1SCA022722R3520	0.26
10....16	3xM25+ 1xM25 (Blank plug)	LBSI3ALM25+ 1TM25	1SCA022722R3610	0.22
Cable inlet				
15...45	See the picture below	KIG-1	1SEH650052R6711	0.22
20...65		KIG-2	1SEH650052R6712	0.40

Ring-flange adapters for C-flange entries, Aluminium alloy

Mounting set for the flange is included: screws, nuts and a seal which is extruded into the flanges.
Ring-flanges have to be ordered separately.

Remarks	Suitable for cable entries	Type	Ordering number	Weight [kg]
One hole for ring-flanges and knock-outs ø 21, ø 23, ø 29	OEZXP__C	OEZXC1R	1SCA022281R3560	0.53
Two holes for ring-flanges and one with Pg 16 threads	OEZXP__C	OEZXC2R	1SCA022281R3720	0.55

Drilling guide

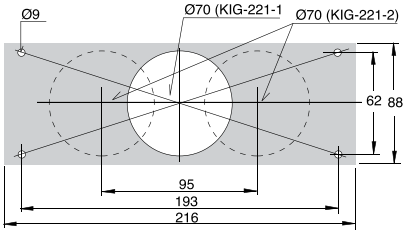

KIG-221-1 and KIG-221-2

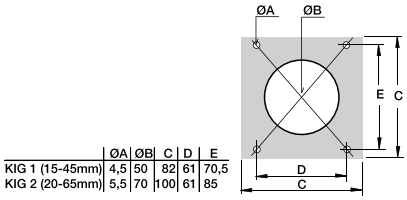

	ØA	ØB	C	D	E
KIG 1 (15-45mm)	4,5	50	82	61	70,5
KIG 2 (20-65mm)	5,5	70	100	61	85

KIG-1 and KIG-2

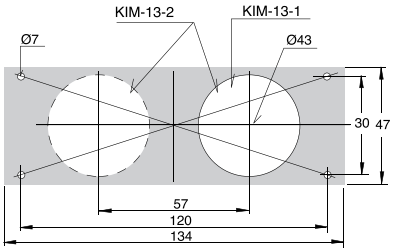

OEZXC2R

S01373A

OEZXC11L

S01374A

OEZXC12L

S01824A



YMF-MB10861SET

S01823A



YMF-MB10862SET

S01372A



OEZXB12L

S01371A

OEZXB11L

S00509A



YMF-MB10215

S00523A

YMF-MK10440

S03002

KOT61007

S03003

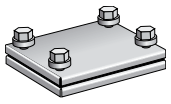

Cable flanges for plastic or stainless steel (acid proof) enclosures

Flanges, plastic

Flange size	Outside diameter of cable [mm]	Knock-out of control cable [mm]	Type	Ordering number	Weight [kg]
II/C-flanges					
For cable entries from bottom. Mounting set, flange and cable gasket included.					
II / C	ø 30...55	2 x ø 20,5	OEZXC11L	1SCA022560R5570	0.40
II / C	2 x ø 30...60	2 x ø 20,5 + 2 x ø 10	OEZXC12L	1SCA022560R5730	0.53
Includes sealing gasket and fixing accessories					
II / C	2xM50 + 4xM20		YMF-MB10861SET	1SCA022715R9090	0.14
II / C	2xM32+2xM25+3xM20+2xM16		YMF-MB10862SET	1SCA022715R9170	0.12
I/B-flanges					
For cable entries from bottom. Mounting set, flange and cable gasket included (OEZXB).					
I / B	2 x ø 15...30	ø 12,5	OEZXB12L	1SCA022560R5140	0.12
I / B	ø 15...30	ø 12,5 + ø 20,5	OEZXB11L	1SCA022560R4920	0.10
I / B	Cover plate[1]		YMF-MB10215	1SCA022191R2170	0.05
I / B	Gasket for cover plate		YMF-MK10440	1SCA022660R7130	0.01

Flanges, acid proof

For stainless steel enclosures. Complete mounting set included.

Flange type	Outside diameter of cable [mm]	Type	Ordering number	Weight [kg]
Membrane type cable flange	27-66mm	KOT61007	1SCA101607R1001	0.40
Flange cover		KOT61008	1SCA101606R1001	0.20
To block remaining flange openings.				

[1] Fixing screws not included

S01778A

-ESKV20

S01779A

-EMUG20

S01777A

-EMSKV25/7

S01780A

-EMMU25

Compression glands, plastic

IP68

Thread	Cable DIA [mm]	Type	Ordering number	Weight [kg]
M12	2...7	ESKV12	1SCA022715R5850	0.01
M16	4,5...10	ESKV16	1SCA022715R5930	0.01
M20	6...13	ESKV20	1SCA022715R6070	0.02
M25	9...17	ESKV25	1SCA022715R6150	0.02
M32	13...21	ESKV32	1SCA022715R6230	0.03
M40	14...28	ESKV40	1SCA022715R6310	0.06
M50	18...35	ESKV50	1SCA022715R6400	0.08
M63	34...48	ESKV63	1SCA022715R6580	0.10

Locking nuts, plastic

Needed if the enclosure holes are not provided with threads

M12		EMUG12	1SCA022715R8280	0.01
M16		EMUG16	1SCA022715R8360	0.01
M20		EMUG20	1SCA022715R8440	0.01
M25		EMUG25	1SCA022715R8520	0.01
M32		EMUG32	1SCA022715R8610	0.01
M40		EMUG40	1SCA022715R8790	0.01
M50		EMUG50	1SCA022715R8870	0.02
M63		EMUG63	1SCA022715R8950	0.02

Compression glands, metallic

IP68.

M12	3...6	EMSKV12/5	1SCA022722R2710	0.02
M16	5...9	EMSKV16/5	1SCA022722R2800	0.03
M20	9....12	EMSKV20/6	1SCA022722R2980	0.04
M25	11....16	EMSKV25/7	1SCA022722R3010	0.06
M32	14....21	EMSKV32/8	1SCA022722R3100	0.08
M40	19....27	EMSKV40/8	1SCA022722R3280	0.08
M50	24....35	EMSKV50/9	1SCA022722R3360	0.10
M63	32....42	EMSKV63/10	1SCA022722R3440	0.12

Locking nuts, metallic

Needed if the enclosure holes are not provided with threads

M12		EMMU12	1SCA022722R1910	0.01
M16		EMMU16	1SCA022722R2040	0.01
M20		EMMU20	1SCA022722R2120	0.02
M25		EMMU25	1SCA022722R2210	0.02
M32		EMMU32	1SCA022722R2390	0.03
M40		EMMU40	1SCA022722R2470	0.04
M50		EMMU50	1SCA022722R2550	0.05
M63		EMMU63	1SCA022722R2630	0.06



S00696A

OTE16T_
OTE25T_
OTE36T_

S00692A

OTE75T_
OTE90T_

Plastic enclosed EMC safety switches, 3-pole, IP65

Cable entries from top and bottom

The delivery includes a black handle (I-O/ON-OFF), auxiliary contacts according to the following table, and PE-terminal.

Max. motor output / AC-23A 230V [kW]	400V [kW]	500V [kW]	690V [kW]	Cable outlets / side	Auxiliary contacts included	Auxiliary contacts max.	Type	Ordering number	Weight [kg]
The handles are padlockable with three padlocks in O-position Threaded knock-out openings, compression glands have to be ordered separately. Standard compression glands may be used (no EMC).									
5.5	7.5	7.5	7.5	2xM25+M16	1no	2no+2nc	OTE16T3M	1SCA022613R2190	0.5
7.5	15	15	15	2xM32+M16	1no	2no+2nc	OTE25T3M	1SCA022613R2270	0.9
11	22	22	15	2xM32+M16	1no	2no+2nc	OTE36T3M	1SCA022613R2350	0.9
22	37	37	37	2xM50+M16	1no	2no+2nc	OTE75T3M	1SCA022812R4160	3.6
22	45	45	45	2xM50+M16	1no	2no+2nc	OTE90T3M	1SCA022812R4240	3.6
Knock-out flanges, flanges have to be ordered separately. Standard flanges may be used (no EMC).									
22	37	37	37	I -flange	1no	2no+2nc	OTE75T3B	1SCA022438R3790	3.6
22	45	45	45	I -flange	1no	2no+2nc	OTE90T3B	1SCA022438R3870	3.6
The handles are padlockable with three padlocks in O- and I-position Threaded knock-out openings, compression glands have to be ordered separately. Standard compression glands may be used (no EMC).									
5.5	7.5	7.5	7.5	2xM25+M16	1no	2no+2nc	OTE16TL3M	1SCA022613R9870	0.5
7.5	15	15	15	2xM32+M16	1no	2no+2nc	OTE25TL3M	1SCA022614R0290	0.9
11	22	22	15	2xM32+M16	1no	2no+2nc	OTE36TL3M	1SCA022614R0610	0.9
22	37	37	37	2xM50+M16	1no	2no+2nc	OTE75TL3M	1SCA022812R4320	3.6
22	45	45	45	2xM50+M16	1no	2no+2nc	OTE90TL3M	1SCA022812R4410	3.6
Knock-out flanges, flanges have to be ordered separately. Standard flanges may be used (no EMC).									
22	37	37	37	I -flange	1no	2no+2nc	OTE75TL3B	1SCA022469R0610	3.6
22	45	45	45	I -flange	1no	2no+2nc	OTE90TL3B	1SCA022469R0700	3.6



S00696A

OTE16T_
OTE25T_
OTE36T_

S00692A

OTE75T_
OTE90T_

Plastic enclosed EMC safety switches, 4-pole, IP65

Cable entries from top and bottom

The delivery includes a black handle (I-O/ON-OFF), auxiliary contacts according to the following table, and N- and PE-terminals.

Max. motor output / AC-23A 230V [kW]	400V [kW]	500V [kW]	690V [kW]	Cable outlets / side	Auxiliary contacts included	Auxiliary contacts max.	Type	Ordering number	Weight [kg]
The handles are padlockable with three padlocks in O-position Threaded knock-out openings, compression glands have to be ordered separately. Standard compression glands may be used (no EMC).									
5.5	7.5	7.5	7.5	2xM25+M16	1no	2no+2nc	OTE16T4M	1SCA022613R2430	0.53
7.5	15	15	15	2xM32+M16	1no	2no+2nc	OTE25T4M	1SCA022613R2510	0.96
11	22	22	15	2xM32+M16	1no	2no+2nc	OTE36T4M	1SCA022613R2600	0.96
22	37	37	37	2xM50+M16	1no	2no+2nc	OTE75T4M	1SCA022812R4670	3.7
22	45	45	45	2xM50+M16	1no	2no+2nc	OTE90T4M	1SCA022812R5050	3.7
Knock-out flanges, flanges have to be ordered separately. Standard flanges may be used (no EMC).									
22	37	37	37	I -flange	1no	2no+2nc	OTE75T4B	1SCA022438R4250	3.7
22	45	45	45	I -flange	1no	2no+2nc	OTE90T4B	1SCA022438R4330	3.7
The handles are padlockable with three padlocks in O- and I-position Threaded knock-out openings, compression glands have to be ordered separately. Standard compression glands may be used (no EMC).									
5.5	7.5	7.5	7.5	2xM25+M16	1no	2no+2nc	OTE16TL4M	1SCA022613R9950	0.53
7.5	15	15	15	2xM32+M16	1no	2no+2nc	OTE25TL4M	1SCA022614R0370	0.96
11	22	22	15	2xM32+M16	1no	2no+2nc	OTE36TL4M	1SCA022614R0700	0.96
22	37	37	37	2xM50+M16	1no	2no+2nc	OTE75TL4M	1SCA022812R5300	3.7
22	45	45	45	2xM50+M16	1no	2no+2nc	OTE90TL4M	1SCA022812R5560	3.7
Knock-out flanges, flanges have to be ordered separately. Standard flanges may be used (no EMC).									
22	37	37	37	I -flange	1no	2no+2nc	OTE75TL4B	1SCA022469R1260	3.7
22	45	45	45	I -flange	1no	2no+2nc	OTE90TL4B	1SCA022469R1340	3.7

1no = 13 / 14

• With disturbance protected safety switches the cables have to be shielded.

S00696A



OTE16T_

S00692A

OTE25T_
OTE36T_
OTE75T_
OTE90T_

Plastic enclosed EMC safety switches, 6-pole, IP65

Cable entries from top and bottom

The delivery includes a black handle (I-O/ON-OFF), auxiliary contacts according to the following table, and N- and PE-terminals.

Max. motor output / AC-23A 230V [kW]	400V [kW]	500V [kW]	690V [kW]	Cable outlets/ side	Auxiliary contacts included	Auxiliary contacts max.	Type	Ordering number	Weight [kg]
The handles are padlockable with three padlocks in O-position									
Threaded knock-out openings, compression glands have to be ordered separately. Standard compression glands may be used (no EMC).									
5.5	7.5	7.5	7.5	2xM25+M16	1no	2no+2nc	OTE16T6M	1SCA022613R8980	1.0
22	37	37	37	2xM50+M16	1no	2no+2nc	OTE75T6M	1SCA022812R5720	4.2
22	45	45	45	2xM50+M16	1no	2no+2nc	OTE90T6M	1SCA022812R5810	4.2
Knock-out flanges, flanges have to be ordered separately. Standard flanges may be used (no EMC).									
7.5	15	15	15	I -flange	1no	2no+2nc	OTE25T6B	1SCA022506R4120	4.1
11	22	22	15	I -flange	1no	2no+2nc	OTE36T6B	1SCA022506R4210	4.1
22	37	37	37	I -flange	1no	2no+2nc	OTE75T6B	1SCA022536R1680	4.2
22	45	45	45	I -flange	1no	2no+2nc	OTE90T6B	1SCA022536R1760	4.2

1no = 13 / 14

• With disturbance protected safety switches the cables have to be shielded.

S00760A



OTE16A_
OTE25A_
OTE36A_

S00763A

OTE75A_
OTE90A_

Plastic enclosed EMC safety switches, 3-pole, IP65

Cable entries from top and bottom

The delivery includes a red-yellow handle (I-O/ON-OFF), auxiliary contacts according to the following table, and PE-terminal.

Max. motor output / AC-23A 230V [kW]	400V [kW]	500V [kW]	690V [kW]	Cable outlets/ side	Auxiliary contacts included	Auxiliary contacts max.	Type	Ordering number	Weight [kg]
The handles are padlockable with three padlocks in O-position									
Threaded knock-out openings, compression glands have to be ordered separately. Standard compression glands may be used (no EMC).									
5.5	7.5	7.5	7.5	2xM25+M16	1no	2no+2nc	OTE16A3M	1SCA022613R8710	0.5
7.5	15	15	15	2xM32+M16	1no	2no+2nc	OTE25A3M	1SCA022613R9010	0.9
11	22	22	15	2xM32+M16	1no	2no+2nc	OTE36A3M	1SCA022613R9280	0.9
22	37	37	37	2xM50+M16	1no	2no+2nc	OTE75A3M	1SCA022812R5990	3.6
22	45	45	45	2xM50+M16	1no	2no+2nc	OTE90A3M	1SCA022812R6020	3.6
Knock-out flanges, flanges have to be ordered separately. Standard flanges may be used (no EMC).									
22	37	37	37	I -flange	1no	2no+2nc	OTE75A3B	1SCA022438R4760	3.6
22	45	45	45	I -flange	1no	2no+2nc	OTE90A3B	1SCA022438R4840	3.6
The handles are padlockable with three padlocks in O- and I-position									
Threaded knock-out openings, compression glands have to be ordered separately. Standard compression glands may be used (no EMC).									
5.5	7.5	7.5	7.5	2xM25+M16	1no	2no+2nc	OTE16AL3M	1SCA022613R9610	0.5
7.5	15	15	15	2xM32+M16	1no	2no+2nc	OTE25AL3M	1SCA022614R0020	0.9
11	22	22	15	2xM32+M16	1no	2no+2nc	OTE36AL3M	1SCA022614R0450	0.9
22	37	37	37	2xM50+M16	1no	2no+2nc	OTE75AL3M	1SCA022812R6110	3.6
22	45	45	45	2xM50+M16	1no	2no+2nc	OTE90AL3M	1SCA022812R6290	3.6
Knock-out flanges, flanges have to be ordered separately. Standard flanges may be used (no EMC).									
22	37	37	37	I -flange	1no	2no+2nc	OTE75AL3B	1SCA022500R9290	3.6
22	45	45	45	I -flange	1no	2no+2nc	OTE90AL3B	1SCA022500R9370	3.6

S00760A

OTE16A_
OTE25A_
OTE36A_

S00763A

OTE75A_
OTE90A_

Plastic enclosed EMC safety switches, 4-pole, IP65

Cable entries from top and bottom

The delivery includes a yellow-red handle (I-O/ON-OFF), auxiliary contacts according to the following table, and N- and PE-terminals.

Max. motor output / AC-23A 230V [kW]	400V [kW]	500V [kW]	690V [kW]	Cable outlets/ side	Auxiliary contacts included	Auxiliary contacts max.	Type	Ordering number	Weight [kg]
The handles are padlockable with three padlocks in O-position									
Threaded knock-out openings, compression glands have to be ordered separately. Standard compression glands may be used (no EMC).									
5.5	7.5	7.5	7.5	2xM25+M16	1no	2no+2nc	OTE16A4M	1SCA022613R8800	0.53
7.5	15	15	15	2xM32+M16	1no	2no+2nc	OTE25A4M	1SCA022613R9100	0.96
11	22	22	15	2xM32+M16	1no	2no+2nc	OTE36A4M	1SCA022613R9360	0.96
22	37	37	37	2xM50+M16	1no	2no+2nc	OTE75A4M	1SCA022812R6370	3.7
22	45	45	45	2xM50+M16	1no	2no+2nc	OTE90A4M	1SCA022812R6450	3.7
Knock-out flanges, flanges have to be ordered separately. Standard flanges may be used (no EMC).									
22	37	37	37	I -flange	1no	2no+2nc	OTE75A4B	1SCA022438R5220	3.7
22	45	45	45	I -flange	1no	2no+2nc	OTE90A4B	1SCA022438R5310	3.7
The handles are padlockable with three padlocks in O- and I-position									
Threaded knock-out openings, compression glands have to be ordered separately. Standard compression glands may be used (no EMC).									
5.5	7.5	7.5	7.5	2xM25+M16	1no	2no+2nc	OTE16AL4M	1SCA022613R9790	0.53
7.5	15	15	15	2xM32+M16	1no	2no+2nc	OTE25AL4M	1SCA022614R0110	0.96
11	22	22	15	2xM32+M16	1no	2no+2nc	OTE36AL4M	1SCA022614R0530	0.96
22	37	37	37	2xM50+M16	1no	2no+2nc	OTE75AL4M	1SCA022812R6530	3.7
22	45	45	45	2xM50+M16	1no	2no+2nc	OTE90AL4M	1SCA022812R6610	3.7
Knock-out flanges, flanges have to be ordered separately. Standard flanges may be used (no EMC).									
22	37	37	37	I -flange	1no	2no+2nc	OTE75AL4B	1SCA022500R9700	3.7
22	45	45	45	I -flange	1no	2no+2nc	OTE90AL4B	1SCA022500R9880	3.7

1no = 13 / 14

• With disturbance protected safety switches the cables have to be shielded.

S00760A



OTE16A_

S00763A

OTE25A_
OTE36A_
OTE75A_
OTE90A_

Plastic enclosed EMC safety switches, 6-pole, IP65

Cable entries from top and bottom

The delivery includes a red-yellow handle (I-O/ON-OFF), auxiliary contacts according to the following table, and N- and PE-terminals.

Max. motor output / AC-23A 230V [kW]	400V [kW]	500V [kW]	690V [kW]	Cable outlets/ side	Auxiliary contacts included	Auxiliary contacts max.	Type	Ordering number	Weight [kg]
The handles are padlockable with three padlocks in O-position									
Threaded knock-out openings, compression glands have to be ordered separately. Standard compression glands may be used (no EMC).									
5.5	7.5	7.5	7.5	2xM25+M16	1no	2no+2nc	OTE16A6M	1SCA022681R1250	1.0
22	37	37	37	2xM50+M16	1no	2no+2nc	OTE75A6M	1SCA022812R6700	4.2
22	45	45	45	2xM50+M16	1no	2no+2nc	OTE90A6M	1SCA022812R6880	4.2
Knock-out flanges, flanges have to be ordered separately. Standard flanges may be used (no EMC).									
7.5	15	15	15	I -flange	1no	2no+2nc	OTE25A6B	1SCA022615R0500	4.1
11	22	22	15	I -flange	1no	2no+2nc	OTE36A6B	1SCA022652R3890	4.1
22	37	37	37	I -flange	1no	2no+2nc	OTE75A6B	1SCA022652R3970	4.2
22	45	45	45	I -flange	1no	2no+2nc	OTE90A6B	1SCA022652R4010	4.2

• With disturbance protected safety switches the cables have to be shielded.

1no = 13 / 14

S01211A

OT16ET_
OT25ET_
OT36ET_

S01335A

OT63ET_

Steel sheet enclosed safety switches, 3-pole, IP65

The delivery includes a black handle (I-O/ON-OFF), auxiliary contact 1 n.o. and PE-terminal, cable outlets also for control cable in the enclosure. Compression glands and flanges have to be ordered separately. Hinged cover.

Cable entries from top and bottom

Max. motor output / AC-23A 230V [kW]	400V [kW]	500V [kW]	690V [kW]	Cable outlets / side	Auxiliary contacts included	Auxiliary contacts max.	Type	Ordering number	Weight [kg]
3-pole with selector handle									
5.5	7.5	7.5	7.5	2x∅25.5+∅16.5	1no	2no+2nc	OT16ETMM3TE	1SCA022734R5980	1.7
7.5	15	15	15	2x∅32.5+∅16.5	1no	2no+2nc	OT25ETMM3TE	1SCA022734R6010	1.9
11	22	22	15	2x∅32.5+∅16.5	1no	2no+2nc	OT36ETMM3TE	1SCA022734R6100	1.9
3-pole with pistol handle									
18.5	30	30	30	2x∅32.5+∅16.5	1no	2no+2nc	OT63ETMM3TE	1SCA022734R6280	2.4



S00850A

OT160...1000

Steel sheet enclosed safety switches with cable entries, 3-pole, IP65

Cable entries from top and bottom

Divided cable entries with ring-flange entries

The delivery includes:
- black handle (I-O / ON - OFF indication)
- auxiliary contacts are wired to the terminal blocks in sizes 200A...400A
- PE-terminal
- divided cable entry with ring-flange entries, entry plates fixed, the entry plates are used also for mounting the safety switch
- ring-flange covers with knock-out openings, (delivered unfastened), one knock-out opening / ring-flange cover.
  The number of ring-flange covers and the size of knock-out openings on the table below.

To be ordered separately:
- ring-flanges, the following table illustrates the number of ring-flange entries / entry plate.
  Depending on the number of cables, ring-flange covers can be replaced by ring-flanges if required.
  The ordering information for ring-flanges on page 66.

Max. motor output / AC-23A 230V [kW]	400V [kW]	500V [kW]	690V [kW]	Number of ring-flange entries / side [pcs]	Size / numbe of ring-flange covers with knock-outs ø25,5	ø40,5	Auxiliary contacts included	Auxiliary contacts max.	Type	Ordering number	Weight [kg]
45	75	75	75	4	3	3	1no+1nc	1no+1nc	OT160ETRR3TZ	1SCA022513R7370	19
55	110	132	160	4	3	3	2no+1nc	2no+1nc	OT200KTRR3TZ	1SCA022513R7450	21
75	132	160	200	4	3	3	2no+1nc	2no+1nc	OT250KTRR3TZ	1SCA022513R7530	21
90	160	200	250	4	3	3	2no+1nc	2no+1nc	OT315KTRR3TZ	1SCA022513R7610	21
110	220	280	355	4	2	3	2no+1nc	2no+1nc	OT400DTRR3TZ	1SCA022513R7700	27
180	315	400	560	4	2	2	2no+1nc	2no+1nc	OT630KTRR3TZ	1SCA022513R7880	31
200	400	500	710	4	2	2	2no+1nc	2no+1nc	OT800ETRR3TZ	1SCA022828R1770	31
315	560	710	1000	8	5	5	2no+1nc	2no+1nc	OT1000BTRR3TZ	1SCA022513R7960	66
400	710	900	1200	8	5	5	2no+1nc	2no+1nc	OT1250ETRR3TZ	1SCA103280R1001	66

Cable entries from bottom

Divided cable entries with ring-flange entries

The delivery includes:
- black handle (I-O / ON - OFF indication)
- auxiliary contacts are wired to the terminal blocks in sizes 200A...400A
- PE-terminal
- divided cable entry with ring-flange entries on bottom, blank entry plate on top, both entry plates fixed, the entry plates are used also for mounting the safety switch
- ring-flange covers with knock-out openings, (delivered unfastened), one knock-out opening / ring-flange cover.
  The number of ring-flange covers and the size of knock-out openings on the table below.

To be ordered separately:
- ring-flanges, the following table illustrates the number of ring-flange entries on bottom.
  Depending on the number of cables, ring-flange covers can be replaced by ring-flanges if required.
  The ordering information for ring-flanges on page 66.



S00507A

OT 90...1000

Max. motor output / AC-23A 230V [kW]	400V [kW]	500V [kW]	690V [kW]	Number of ring-flange entries on bottom side [pcs]	Size / number of ring-flange covers with knock-outs ø25,5	ø40,5	Auxiliary contacts included	Auxiliary contacts max.	Type	Ordering number	Weight [kg]
30	45	45	45	4	2	2	1no+1nc	1no+1nc	OT90AUUR3TZ	1SCA022513R8000	12
37	55	55	55	4	2	2	1no+1nc	1no+1nc	OT125EUUR3TZ	1SCA022513R8180	12
45	75	75	75	4	1	1	1no+1nc	1no+1nc	OT160EUUR3TZ	1SCA022513R8260	21
55	110	132	160	4	1	1	2no+1nc	2no+1nc	OT200KUUR3TZ	1SCA022513R8340	23
75	132	160	200	4	1	1	2no+1nc	2no+1nc	OT250KUUR3TZ	1SCA022513R8420	27
90	160	200	250	4	1	1	2no+1nc	2no+1nc	OT315KUUR3TZ	1SCA022513R8510	27
110	220	280	355	4	1	1	2no+1nc	2no+1nc	OT400DUUR3TZ	1SCA022513R8690	30
180	315	400	560	8	2	2	2no+1nc	2no+1nc	OT630KUUR3TZ	1SCA022513R8770	50
200	400	500	710	8	2	2	2no+1nc	2no+1nc	OT800EUUR3TZ	1SCA022828R0110	50
315	560	710	1000	8	1	1	2no+1nc	2no+1nc	OT1000BUUR3TZ	1SCA022513R8850	73
400	710	900	1200	8	1	1	2no+1nc	2no+1nc	OT1250EUUR3TZ	1SCA103281R1001	73

S01211A

OT16ETMM6TE

Steel sheet enclosed EMC safety switches, 6-pole, IP65

Cable entries from top and bottom

Knock-out openings included.

Max. motor output / AC-23A 230V [kW]	400V [kW]	500V [kW]	690V [kW]	Cable outlets / side	Auxiliary contacts included	Auxiliary contacts max.	Type	Ordering number	Weight [kg]
5.5	7.5	7.5	7.5	2xø25+ø16	1no	2no+2nc	OT16ETMM6TE	1SCA022739R3870	1.9
7.5	15	15	15	2xø32+ø16	1no	2no+2nc	OT25ETMM6TE	1SCA022739R3950	4.0
11	22	22	15	2xø32+ø16	1no	2no+2nc	OT36ETMM6TE	1SCA022739R4090	4.0

S01335A

OT25...36ET_6TE

Steel sheet enclosed EMC safety switches with cable entries, 6-pole

Cable entries from top and bottom

Divided cable entries with ring-flange entries

The delivery includes:
- black handle (I-O / ON - OFF indication)
- auxiliary contacts are wired to the terminal blocks in sizes 200A...400A
- PE-terminal
- divided cable entries with ring-flange entries, entry plates fixed, the entry plates are used also for mounting the safety switch
- ring-flange covers with knock-out openings, (delivered unfastened), 1 knock-out opening / ring-flange cover. The number of ring-flange covers and the size of knock-out openings on the table below.

To be ordered separately:
- ring-flanges, the following table illustrates the number of ring-flange entries / entry plate. Depending on the number of cables, ring-flange covers can be replaced by ring-flanges if required. The ordering information for ring-flanges on page 66.

S00850A



OT 90...1000

Max. motor output / AC-23A 230V [kW]	400V [kW]	500V [kW]	690V [kW]	Number of ring-flange entries / side [pcs]	Size / numbe of ring-flange covers with knock-outs ø25,5	ø40,5	Auxiliary contacts included	Auxiliary contacts max.	Type	Ordering number	Weight [kg]
30	45	45	45	4	2	2	2no+2nc	2no+2nc	OT90ATRR6TZ	1SCA022545R7100	14
37	55	55	55	4	2	2	2no+2nc	2no+2nc	OT125ETRR6TZ	1SCA022545R7280	14
45	75	75	75	4	2	2	2no+2nc	2no+2nc	OT160ETRR6TZ	1SCA022545R7360	29
55	110	132	160	8	6	6	4no+2nc	4no+2nc	OT200KTRR6TZ	1SCA022545R7440	37
75	132	160	200	8	4	4	4no+2nc	4no+2nc	OT250KTRR6TZ	1SCA022545R7520	42
90	160	200	250	8	4	4	4no+2nc	4no+2nc	OT315KTRR6TZ	1SCA022545R7610	42
110	220	280	355	8	4	4	4no+2nc	4no+2nc	OT400DTRR6TZ	1SCA022545R7790	45
180	315	400	560	8	4	4	4no+2nc	4no+2nc	OT630KTRR6TZ	1SCA022545R7870	54
200	400	500	710	8	4	4	4no+2nc	4no+2nc	OT800ETRR6TZ	1SCA022828R2660	54
250	500	600	800	8	2	2	2no+2nc	4no+2nc	OT1000BTRR6TZ	1SCA022545R7950	90

- With disturbance protected safety switches the cables have to be shielded.

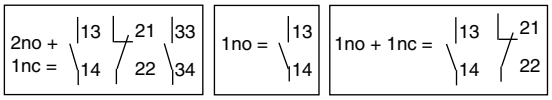

EMC safety switches
Ordering information

S00822A

OT16...63

Steel sheet enclosed EMC safety switches, 3-pole, IP54
Cable entries from top and bottom

The delivery includes a black handle (I-O/ON-OFF), auxiliary contacts according to the following table, and PE-terminal. IP 65 available on request.

Max. motor output / AC-23A 230V [kW]	400V [kW]	500V [kW]	690V [kW]	Cable outlets/ side	Auxiliary contacts included	Auxiliary contacts max.	Type	Ordering number	Weight [kg]
Knock-out openings included. Compression glands have to be ordered separately. Screw fixed cover.									
5.5	7.5	7.5	7.5	2xø25+ø16	1no	2no+2nc	OT16ETMM3T	1SCA022650R6610	1.6
7.5	15	15	15	2xø32+ø16	1no	2no+2nc	OT25ETMM3T	1SCA022650R6960	1.6
11	22	22	15	2xø32+ø16	1no	2no+2nc	OT36ETMM3T	1SCA022650R7180	1.7
18.5	30	30	30	2xø32+ø16	1no	2no+2nc	OT63ETMM3T	1SCA022650R7420	3.7

Open top and bottom

Cable entries and flanges have to be ordered separately, see page 66.
The cable entries are used also for mounting the safety switches.

S00834A

OT 90...1000

Max. motor output / AC-23A 230V [kW]	400V [kW]	500V [kW]	690V [kW]	Size of suitable cable entry W x D [mm]	Auxiliary contacts included	Auxiliary contacts max.	Type	Ordering number	Weight [kg]
30	45	45	45	250 x 180	1no+1nc	1no+1nc	OT90ATAA3T	1SCA022398R9030	9.8
37	55	55	55	250 x 180	1no+1nc	1no+1nc	OT125ETAA3T	1SCA022398R9110	9.8
45	75	75	75	400 x 230	1no+1nc	1no+1nc	OT160ETAA3T	1SCA022398R9200	15
55	110	132	160	400 x 230	2no+1nc	2no+1nc	OT200KTAA3T	1SCA022398R9380	17
75	132	160	200	400 x 230	2no+1nc	2no+1nc	OT250KTAA3T	1SCA022398R9460	17
90	160	200	250	400 x 230	2no+1nc	2no+1nc	OT315KTAA3T	1SCA022398R9540	17
110	220	280	355	400 x 230	2no+1nc	2no+1nc	OT400DTAA3T	1SCA022398R9620	23
180	315	400	560	400 x 230	2no+1nc	2no+1nc	OT630KTAA3T	1SCA022398R9710	27
200	400	500	710	400 x 230	2no+1nc	2no+1nc	OT800ETAA3T	1SCA022828R1850	27
315	560	710	1000	800 x 330	2no+1nc	2no+1nc	OT1000BTAA3T	1SCA022398R9890	56

Cable entries from bottom

The delivery includes a black handle (I-O/ON-OFF), auxiliary contacts according to the following table, and PE-terminal. IP 65 available on request.

S00507A



OT90...1000

Max. motor output / AC-23A 230V [kW]	400V [kW]	500V [kW]	690V [kW]	Size of suitable cable entry W x D [mm]	Auxiliary contacts included	Auxiliary contacts max.	Type	Ordering number	Weight [kg]
30	45	45	45	400 x 230	1no+1nc	1no+1nc	OT90AUUA3T	1SCA022398R8140	10
37	55	55	55	400 x 230	1no+1nc	1no+1nc	OT125 EUUA3T	1SCA022398R8220	10
45	75	75	75	400 x 230	1no+1nc	1no+1nc	OT160EUUA3T	1SCA022398R8310	19
55	110	132	160	400 x 230	2no+1nc	2no+1nc	OT200KUUA3T	1SCA022398R8490	21
75	132	160	200	400 x 230	2no+1nc	2no+1nc	OT250KUUA3T	1SCA022398R8570	25
90	160	200	250	400 x 230	2no+1nc	2no+1nc	OT315KUUA3T	1SCA022398R8650	25
110	220	280	355	400 x 230	2no+1nc	2no+1nc	OT400DUUA3T	1SCA022398R8730	28
180	315	400	560	800 x 230	2no+1nc	2no+1nc	OT630KUUA3T	1SCA022398R8810	46
200	400	500	710	800 x 230	2no+1nc	2no+1nc	OT800EUUA3T	1SCA022828R0290	46
315	560	710	1000	800 x 330	2no+1nc	2no+1nc	OT1000BUUA3T	1SCA022398R8900	68

S00822A

OT16ET_4T

Steel sheet enclosed EMC safety switches, 4-pole, IP54
Cable entries from top and bottom

Knock-out openings included. Screw fixed cover.

Max. motor output / AC-23A 230V [kW]	400V [kW]	500V [kW]	690V [kW]	Cable outlets/ side	Auxiliary contacts included	Auxiliary contacts max.	Type	Ordering number	Weight [kg]
5.5	7.5	7.5	7.5	2xø25+ø16	1no	2no+2nc	OT16ETMM4T	1SCA022650R6700	1.9
7.5	15	15	15	2xø32+ø16	1no	2no+2nc	OT25ETMM4T	1SCA022650R7000	1.9
11	22	22	15	2xø32+ø16	1no	2no+2nc	OT36ETMM4T	1SCA022650R7340	1.9
18.5	30	30	30	2xø32+ø16	1no	2no+2nc	OT63ETMM4T	1SCA022650R7260	4.0

- With disturbance protected safety switches the cables have to be shielded.

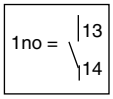

S01345A



OT16...36ETMM3AE

S01346A

OT63ETMM3AE

Steel sheet enclosed safety switches, 3-pole, IP65

The delivery includes a red-yellow handle (I-O/ON-OFF), auxiliary contact 1 no and PE-terminal, cable outlets also for control cable in the enclosure. Compression glands and flanges have to be ordered separately. Hinged cover.

Cable entries from top and bottom

Max. motor output / AC-23A 230V [kW]	400V [kW]	500V [kW]	690V [kW]	Cable outlets / side	Auxiliary contacts included	Auxiliary contacts max.	Type	Ordering number	Weight [kg]
3-pole with selector handle									
5.5	7.5	7.5	7.5	2x∅25.5+∅16.5	1no	2no+2nc	OT16ETMM3AE	1SCA022742R0780	1.7
7.5	15	15	15	2x∅32.5+∅16.5	1no	2no+2nc	OT25ETMM3AE	1SCA022742R0860	1.9
11	22	22	15	2x∅32.5+∅16.5	1no	2no+2nc	OT36ETMM3AE	1SCA022742R0940	1.9
3-pole with pistol handle									
18.5	30	30	30	2x∅32.5+∅16.5	1no	2no+2nc	OT63ETMM3AE	1SCA022742R1080	2.4

- With disturbance protected safety switches the cables have to be shielded.

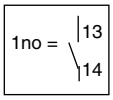

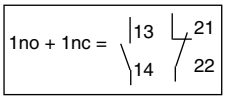

Steel sheet enclosed safety switches with cable entries, 3-pole, IP65



S01764A

OT160...1000

Cable entries from top and bottom

Divided cable entries with ring-flange entries

The delivery includes:
- red-yellow handle (I-O / ON - OFF indication)
- auxiliary contacts according to the following table
- PE-terminal
- divided cable entry with ring-flange entries, entry plates fixed, the entry plates are used also for mounting the safety switch
- ring-flange covers with knock-out openings, (delivered unfastened), one knock-out opening/ ring-flange cover.
  The number of ring-flange covers and the size of knock-out openings on the table below.

To be ordered separately:
- ring-flanges, the following table illustrates the number of ring-flange entries / entry plate.
  Depending on the number of cables, ring-flange covers can be replaced by ring-flanges if required.
  The ordering information for ring-flanges on page 66.

Max. motor output / AC-23A 230V [kW]	400V [kW]	500V [kW]	690V [kW]	Number of ring-flange entries / side [pcs]	Size / number of ring-flange covers with knock-outs ø25,5	ø40,5	Auxiliary contacts included	Auxiliary contacts max.	Type	Ordering number	Weight [kg]
45	75	75	75	4	3	3	1no+1nc	1no+1nc	OT160ETRR3AZ	1SCA022742R3370	19
55	110	132	160	4	3	3	2no+1nc	2no+1nc	OT200KTRR3AZ	1SCA022742R3450	21
75	132	160	200	4	3	3	2no+1nc	2no+1nc	OT250KTRR3AZ	1SCA022742R3530	21
90	160	200	250	4	3	3	2no+1nc	2no+1nc	OT315KTRR3AZ	1SCA022742R3610	21
110	220	280	355	4	2	3	2no+1nc	2no+1nc	OT400DTRR3AZ	1SCA022742R3700	27
180	315	400	560	4	2	2	2no+1nc	2no+1nc	OT630KTRR3AZ	1SCA022742R3880	31
200	400	500	710	4	2	2	2no+1nc	2no+1nc	OT800ETRR3AZ	1SCA022828R2070	31
315	560	710	1000	8	5	5	2no+1nc	2no+1nc	OT1000BTRR3AZ	1SCA022742R3960	66
400	710	900	1200	8	5	5	2no+1nc	2no+1nc	OT1250ETRR3AZ	1SCA103282R1001	66



S00870A

OT 90...1000

Cable entries from bottom

Divided cable entries with ring-flange entries

The delivery includes:
- red-yellow handle (I-O / ON - OFF indication)
- auxiliary contacts according to the following table
- PE-terminal
- divided cable entry with ring-flange entries on bottom, blank entry plate on top, both entry plates fixed, the entry plates are used also for mounting the safety switch
- ring-flange covers with knock-out openings, (delivered unfastened), one knock-out opening / ring-flange cover. The number of ring-flange covers and the size of knock-out openings on the table below.

To be ordered separately:
- ring-flanges, the following table illustrates the number of ring-flange entries on bottom.
  Depending on the number of cables, ring-flange covers can be replaced by ring-flanges if required.
  The ordering information for ring-flanges on page 66.

Max. motor output / AC-23A 230V [kW]	400V [kW]	500V [kW]	690V [kW]	Number of ring-flange entries on bottom side [pcs]	Size / numbe of ring-flange covers with knock-outs ø25,5	ø40,5	Auxiliary contacts included	Auxiliary contacts max.	Type	Ordering number	Weight [kg]
30	45	45	45	4	2	2	1no+1nc	1no+1nc	OT90AUUR3AZ	1SCA022700R6260	12
37	55	55	55	4	2	2	1no+1nc	1no+1nc	OT125EUUR3AZ	1SCA022725R2710	12
45	75	75	75	4	1	1	1no+1nc	1no+1nc	OT160EUUR3AZ	1SCA022732R2260	21
55	110	132	160	4	1	1	2no+1nc	2no+1nc	OT200KUUR3AZ	1SCA022700R6340	23
75	132	160	200	4	1	1	2no+1nc	2no+1nc	OT250KUUR3AZ	1SCA022725R3190	27
90	160	200	250	4	1	1	2no+1nc	2no+1nc	OT315KUUR3AZ	1SCA022725R2890	27
110	220	280	355	4	1	1	2no+1nc	2no+1nc	OT400DUUR3AZ	1SCA022700R6420	30
180	315	400	560	8	2	2	2no+1nc	2no+1nc	OT630KUUR3AZ	1SCA022725R2970	50
200	400	500	710	8	2	2	2no+1nc	2no+1nc	OT800EUUR3AZ	1SCA022828R0450	50
315	560	710	1000	8	1	1	2no+1nc	2no+1nc	OT1000BUUR3AZ	1SCA022725R3010	73
400	710	900	1200	8	1	1	2no+1nc	2no+1nc	OT1250EUUR3AC	1SCA103283R1001	73



S01764A

OT 90...1000

Steel sheet enclosed safety switches with cable entries, 6-pole, IP65

Cable entries from top and bottom

Divided cable entries with ring-flange entries

The delivery includes:
- red-yellow handle (I-O / ON - OFF indication)
- auxiliary contacts according to the following table
- PE-terminal
- divided cable entries with ring-flange entries, entry plates fixed, the entry plates are used also for mounting the safety switch
- ring-flange covers with knock-out openings, (delivered unfastened), one knock-out opening / ring-flange cover. The number of ring-flange covers and the size of knock-out openings on the table below.

To be ordered separately:
- ring-flanges, the following table illustrates the number of ring-flange entries / entry plate. Depending on the number of cables, ring-flange covers can be replaced by ring-flanges if required. The ordering information for ring-flanges on page 66.

S01345A

OT16ETMM6A

Max. motor output / AC-23A 230V [kW]	400V [kW]	500V [kW]	690V [kW]	Number of ring-flange entries / side [pcs]	Size / numbe of ring-flange covers with knock-outs ø25,5	ø40,5	Auxiliary contacts included	Auxiliary contacts max.	Type	Ordering number	Weight [kg]
30	45	45	45	4	2	2	2no+2nc	2no+2nc	OT 90ATRR6AZ	1SCA022742R4000	14
37	55	55	55	4	2	2	2no+2nc	2no+2nc	OT125ETRR6AZ	1SCA022742R4180	14
45	75	75	75	4	2	2	2no+2nc	2no+2nc	OT160ETRR6AZ	1SCA022742R4260	29
55	110	132	160	8	6	6	4no+2nc	4no+2nc	OT200KTRR6AZ	1SCA022742R4340	37
75	132	160	200	8	4	4	4no+2nc	4no+2nc	OT250KTRR6AZ	1SCA022742R4420	42
90	160	200	250	8	4	4	4no+2nc	4no+2nc	OT315KTRR6AZ	1SCA022742R4510	42
110	220	280	355	8	4	4	4no+2nc	4no+2nc	OT400 DTRR6AZ	1SCA022742R4690	45
180	315	400	560	8	4	4	4no+2nc	4no+2nc	OT630KTRR6AZ	1SCA022742R4770	54
200	400	500	710	8	4	4	4no+2nc	4no+2nc	OT800ETRR6AZ	1SCA022828R2820	54
250	500	600	800	8	2	2	2no+2nc	4no+2nc	OT1000BTRR6AZ	1SCA022742R4850	90

S01346A

OT25...36ET_6A

Steel sheet enclosed EMC safety switches, 6-pole

Cable entries from bottom

Knock-out openings included.

Max. motor output / AC-23A 230V [kW]	400V [kW]	500V [kW]	690V [kW]	Cable outlets / side	Auxiliary contacts included	Auxiliary contacts max.	Type	Ordering number	Weight [kg]
5.5	7.5	7.5	7.5	2xø25+ø16	1no	2no+2nc	OT16ETMM6AE	1SCA022742R1160	1.9
7.5	15	15	15	2xø32+ø16	1no	2no+2nc	OT25ETMM6AE	1SCA022742R1240	4.0
11	22	22	15	2xø32+ø16	1no	2no+2nc	OT36ETMM6AE	1SCA022742R1320	4.0

- With disturbance protected safety switches the cables have to be shielded.

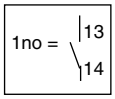

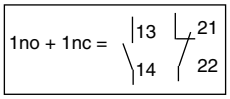

S01090A

OT16...63

Steel sheet enclosed EMC safety switches, 3-pole, IP54

Cable entries from top and bottom

The delivery includes a red-yellow handle (I-O/ON-OFF), auxiliary contacts according to the following table and PE-terminal. IP 65 available on request.

Max. motor output / AC-23A 230V [kW]	400V [kW]	500V [kW]	690V [kW]	Cable outlets / side	Auxiliary contacts included	Auxiliary contacts max.	Type	Ordering number	Weight [kg]
Knock-out openings included. Compression glands have to be ordered separately. Screw fixed cover.									
5.5	7.5	7.5	7.5	2 x ø25 + ø16	1no	2no+2nc	OT16ETMM3A	1SCA022714R3500	1.6
7.5	15	15	15	2 x ø32 + ø16	1no	2no+2nc	OT25ETMM3A	1SCA022714R3680	1.6
11	22	22	15	2 x ø32 + ø16	1no	2no+2nc	OT36ETMM3A	1SCA022714R3840	1.7
18.5	30	30	30	2 x ø32 + ø16	1no	2no+2nc	OT63ETMM3A	1SCA022714R3920	3.7

S00869A

OT 90...1000

Open top and bottom

Cable entries and flanges have to be ordered separately, see page 65.
The cable entries are used also for mounting the safety switches.

Max. motor output / AC-23A 230V [kW]	400V [kW]	500V [kW]	690V [kW]	Size of suitable cable entry W x D [mm]	Auxiliary contacts included	Auxiliary contacts max.	Type	Ordering number	Weight [kg]
30	45	45	45	250 x 180	1no+1nc	1no+1nc	OT90ATAA3A	1SCA022438R6460	9.8
37	55	55	55	250 x 180	1no+1nc	1no+1nc	OT125ETAA3A	1SCA022438R6540	9.8
45	75	75	75	400 x 230	1no+1nc	1no+1nc	OT160ETAA3A	1SCA022438R6620	15
55	110	132	160	400 x 230	2no+1nc	2no+1nc	OT200KTAA3A	1SCA022438R6710	17
75	132	160	200	400 x 230	2no+1nc	2no+1nc	OT250KTAA3A	1SCA022438R6890	17
90	160	200	250	400 x 230	2no+1nc	2no+1nc	OT315KTAA3A	1SCA022438R6970	17
110	220	280	355	400 x 230	2no+1nc	2no+1nc	OT400DTAA3A	1SCA022438R7010	23
180	315	400	560	400 x 230	2no+1nc	2no+1nc	OT630KTAA3A	1SCA022438R7190	27
200	400	500	710	400 x 230	2no+1nc	2no+1nc	OT800ETAA3A	1SCA022828R1930	27
315	560	710	1000	800 x 330	2no+1nc	2no+1nc	OT1000BTAA3A	1SCA022438R7270	56

S00870A



OT90...1000

Cable entries from bottom

The delivery includes a red-yellow handle (I-O/ON-OFF), auxiliary contacts according tothe following table, and PE-terminal. IP 65 available on request.

Max. motor output / AC-23A 230V [kW]	400V [kW]	500V [kW]	690V [kW]	Size of suitable cable entry W x D [mm]	Auxiliary contacts included	Auxiliary contacts max.	Type	Ordering number	Weight [kg]
Open bottom, blank entry plate on top. Cable entry and flanges have to be ordered separately for bottom, see page 62. The cable entries are used also for mounting the safety switches.									
30	45	45	45	400 x 230	1no+1nc	1no+1nc	OT 90AUUA3A	1SCA022438R8160	10
37	55	55	55	400 x 230	1no+1nc	1no+1nc	OT 125EUUA3A	1SCA022438R8080	10
45	75	75	75	400 x 230	1no+1nc	1no+1nc	OT 160EUUA3A	1SCA022438R7940	19
55	110	132	160	400 x 230	2no+1nc	2no+1nc	OT 200KUUA3A	1SCA022438R7860	21
75	132	160	200	400 x 230	2no+1nc	2no+1nc	OT 250KUUA3A	1SCA022438R7780	25
90	160	200	250	400 x 230	2no+1nc	2no+1nc	OT 315KUUA3A	1SCA022438R7600	25
110	220	280	355	400 x 230	2no+1nc	2no+1nc	OT 400DUUA3A	1SCA022438R7510	28
180	315	400	560	800 x 230	2no+1nc	2no+1nc	OT 630KUUA3A	1SCA022438R7430	46
200	400	500	710	800 x 230	2no+1nc	2no+1nc	OT 800EUUA3A	1SCA022828R0370	46
315	560	710	1000	800 x 330	2no+1nc	2no+1nc	OT 1000BUUA3A	1SCA022438R7350	68

S01090A

OT16ET_4A

Steel sheet enclosed EMC safety switches, 4-pole, IP54

Cable entries from bottom

Knock-out openings included. Screw fixed cover.

Max. motor output / AC-23A 230V [kW]	400V [kW]	500V [kW]	690V [kW]	Cable outlets on bottom side	Auxiliary contacts included	Auxiliary contacts max.	Type	Ordering number	Weight [kg]
5.5	7.5	7.5	7.5	2xø25+ø16	1no	2no+2nc	OT16ETMM4A	1SCA022714R4060	1.9
7.5	15	15	15	2xø32+ø16	1no	2no+2nc	OT25ETMM4A	1SCA022714R4140	1.9
11	22	22	15	2xø32+ø16	1no	2no+2nc	OT36ETMM4A	1SCA022714R4220	1.9
18.5	30	30	30	2xø32+ø16	1no	2no+2nc	OT63ETMM4A	1SCA022714R4310	4.0

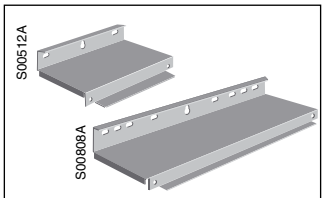

OEZXPE __0



OEZXPE __R

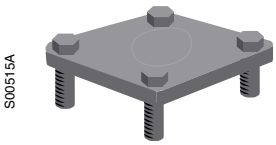

OEZXRE020, 023, 025, 037, 040



OEZXRE1__

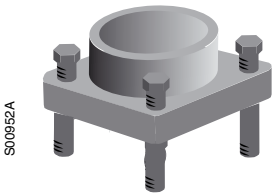

OEZXX__



EMCM 25 SET

Cable entries for steel sheet enclosed EMC safety switches

The cable entries are used for mounting the safety switches. Ring-flanges have to be ordered separately.

Size of suitable cable entry W x D [mm]	Number of holes for ring-flanges [pcs]	Type	Ordering number	Weight [kg]
Blank entries, no flange entries				
250 x 180	-	OEZXPE120 [1]	1SCA022398R9970	0.8
400 x 230	-	OEZXPE240	1SCA022399R0040	1.5
800 x 230	-	OEZXPE280	1SCA022399R0210	3.0
800 x 330	-	OEZXPE380	1SCA022399R0390	4.0
Cable entries with ring-flange entries, divided [2]				
400 x 230	4	OEZXPE24R	1SCA022399R0470	1.6
400 x 330	4	OEZXPE34R	1SCA022399R0550	2.1
800 x 230	8	OEZXPE28R	1SCA022399R0630	3.2
800 x 330	8	OEZXPE38R	1SCA022399R0710	4.2

Ring-flanges for steel sheet enclosed EMC safety switches

Knock-out size ø / [mm]	Suitable for cable entry	Type	Ordering number	Weight [kg]
Ring-flange covers with knock-out openings				
Knock-out ø 20,5	OEZXPE_R	OEZXRE020	1SCA022656R8480	0.16
Knock-out ø 22,5	OEZXPE_R	OEZXRE023	1SCA022399R0800	0.16
Knock-out ø 25,5	OEZXPE_R	OEZXRE025	1SCA022656R8560	0.16
Knock-out ø 37	OEZXPE_R	OEZXRE037	1SCA022399R0980	0.16
Knock-out ø 40,5	OEZXPE_R	OEZXRE040	1SCA022656R8640	0.16
Ring-flanges for different cable diameters				
For cable diameter ø / [mm]	**Suitable for cable entry**	**Type**	**Ordering number**	**Weight [kg]**
22...35	OEZXPE_R	OEZXRE134	1SCA022399R1010	0.45
31...44	OEZXPE_R	OEZXRE143	1SCA022399R1100	0.40
39...51	OEZXPE_R	OEZXRE150	1SCA022399R1280	0.35
46...59	OEZXPE_R	OEZXRE158	1SCA022399R1360	0.30

Plate extension for ring-flanges

Screws included in the delivery. With the help of plate extension the plastic shrink sock can be mounted over the ring-flange and the cable.

For ring-flanges	Dimensions A	B	Type	Ordering number
OEZXRE134 and OEZXRE143	49	43	OEZXX143R	1SCA022350R3820
OEZXRE150 and OEZXRE158	70	64	OEZXX158R	1SCA022350R3910

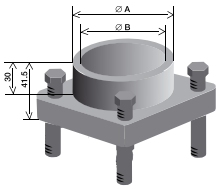

Compression glands, EMC, metallic

Includes the locking nuts. IP67

Thread	Cable DIA [mm]	Type	Ordering number
M16	5....8	EMCM16SET	1SCA022713R4000
M20	8....14	EMCM20SET	1SCA022713R3610
M25	10..16	EMCM25SET	1SCA022713R3700
M32	14...21	EMCM32SET	1SCA022713R3960
M40	18…27	EMCM40SET	1SCA022734R5040
M85	59...76	EMCM85SET	1SCA022727R1760
M32/M25	10…16	EMCM25/M32SET	1SCA022722R3790

[1] Includes knock-outs ø 10, 12.5, 20.5, 25.5, 32.5 and 40.5
[2] Includes knock-outs ø 10, 12.5, 20.5, 25.5 and 32.5

Plastic enclosed, side-operated safety switches

BWS...16_BWS...25

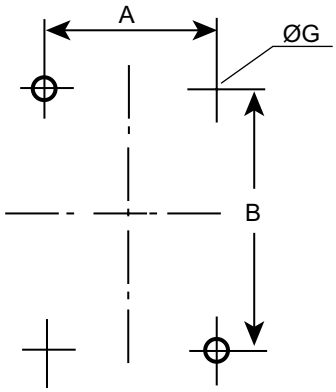

Type	Size W	H	D	Cable entry X	Y	Fixing dimensions A	B	G
3-pole, Plastic enclosed side-operated safety switches								
BWS 316...	111	130	60	2xM25	-	64	90	5
BWS 325...	138	168	68	2xM32	1xM16	90	127	5
4-pole, Plastic enclosed side-operated safety switches								
BWS 416...	111	130	60	2xM25	-	64	90	5
BWS 425...	138	168	68	2xM32	1xM16	90	127	5

BWS616-BWS625



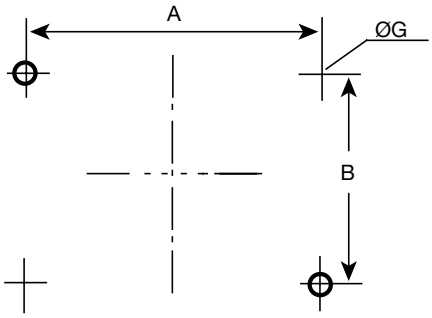

Type	Size W	H	D	Cable entry X	Y	Fixing dimensions A	B	G
6-pole, Plastic enclosed side-operated safety switches								
BWS 616...	190	130	65	2xØ25	Ø16	124	90	5
BWS 625...	190	130	65	2xØ25	Ø16	124	90	5

Aluminum enclosed side-operated safety switches

LBAS...16_LBAS...25

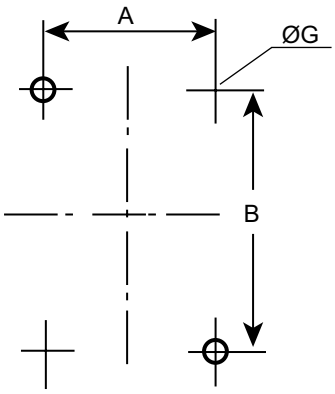

Type	Size W	H	D	Cable entry X	Y	Fixing dimensions A	B	G
3-pole, Aluminum enclosed side-operated safety switches								
LBAS 316...	111	130	60	2xM25	-	64	90	5
LBAS 325...	138	168	68	2xM32	1xM16	90	127	5
4-pole, Aluminum enclosed side-operated safety switches								
LBAS 416...	111	130	60	2xM25	-	64	90	5
LBAS 425...	138	168	68	2xM32	1xM16	90	127	5

Aluminum enclosed front-operated safety switches

LBAS...45_LBAS...90

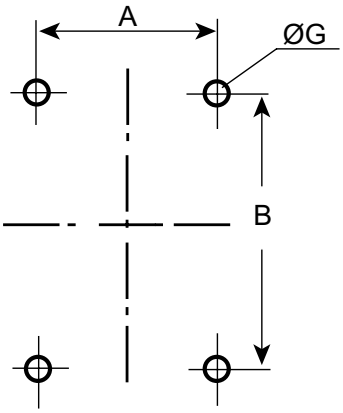

Type	Size W	H	D	Cable entry X	Y	Fixing dimensions A	B	G
3-pole, Aluminum enclosed front-operated safety swithes								
LBAS ...45-...90	160	230	145	2xM40	1xM16	124	190	5.3

Aluminum enclosed front-operated safety switches

LBAS125_LBAS160

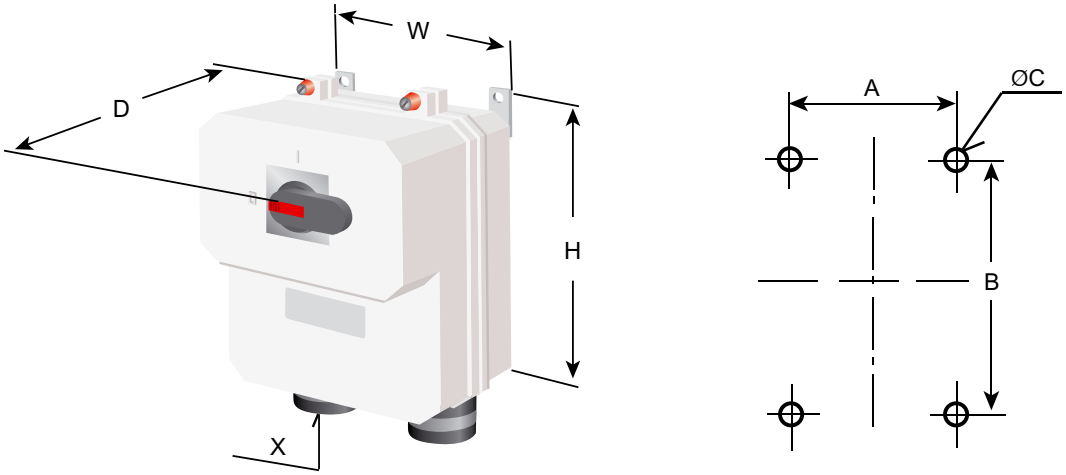

Type	Size H	W	D	Cable entry X	Fixing dimensions A min/max	B min/max	C
3-pole, Aluminum enclosed front-operated safety switches							
LBAS 125/160	405	400	234	2xØ18-48	340/414	331/405	8

LBAS200_LBAS630

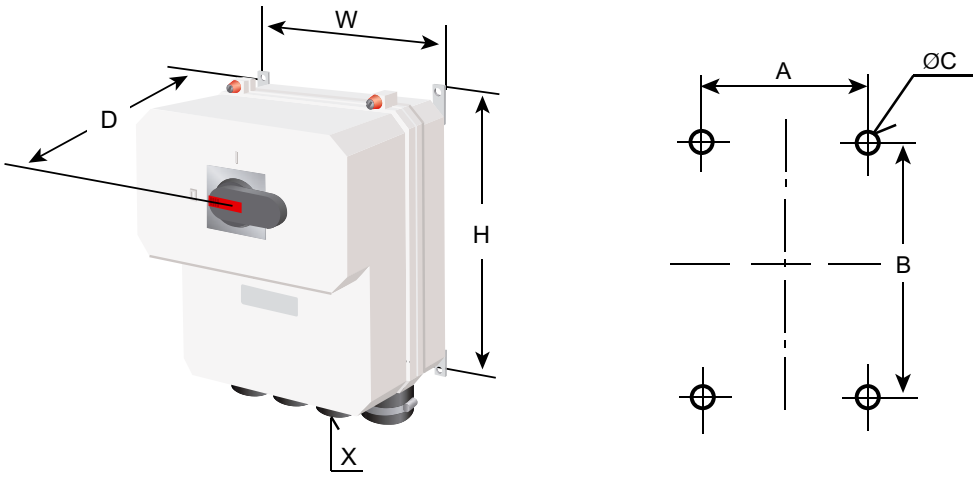

Type	Size H	W	D	Cable entry X	Fixing dimensions A min/max	B min/max	C
3-pole, Aluminum enclosed front-operated safety switches							
LBAS 200/250	555	465	322	4xØ30-68	395/490	485/580	10
LBAS 400/630	655	565	322	4xØ30-68	495/590	585/680	10

Plastic enclosed safety switches

OTP16H_

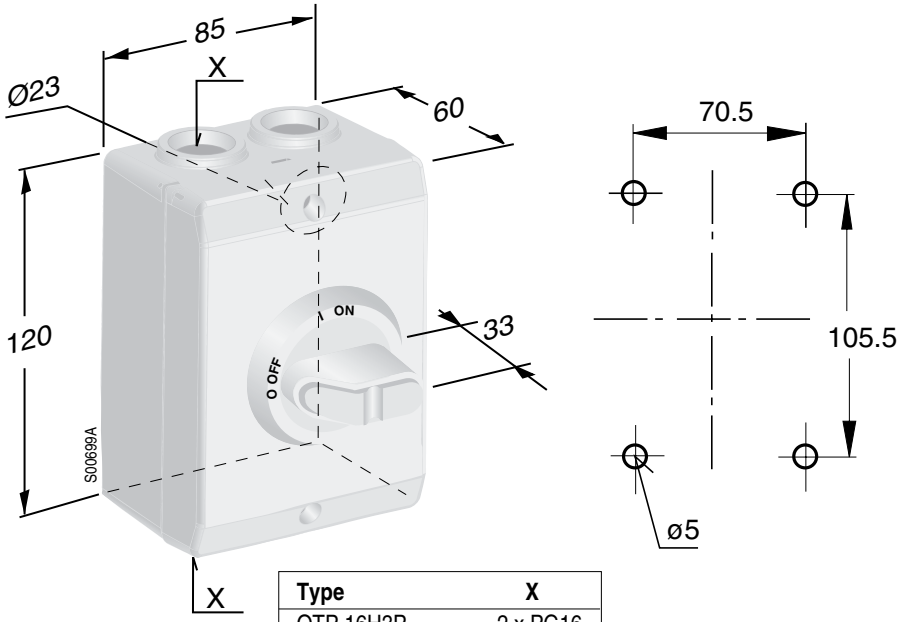

Type	X
OTP 16H3P_	2 x PG16
OTP 16H3M_	2 x M20
OTP 16H3M25_	2 x M25

OTP16K3M1
OTP16K3M

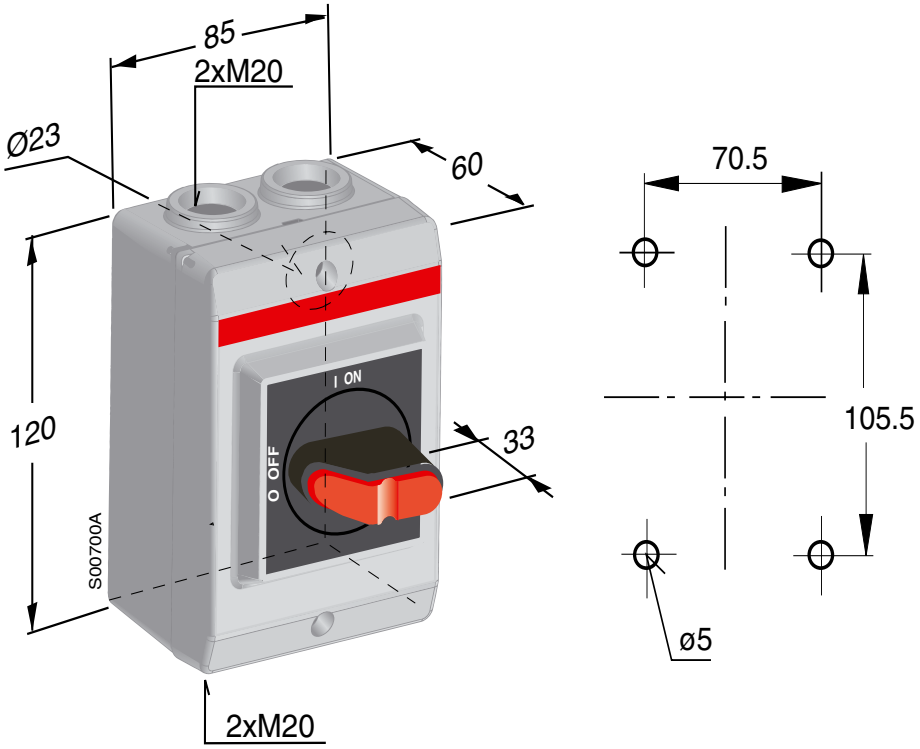

Plastic enclosed safety switches

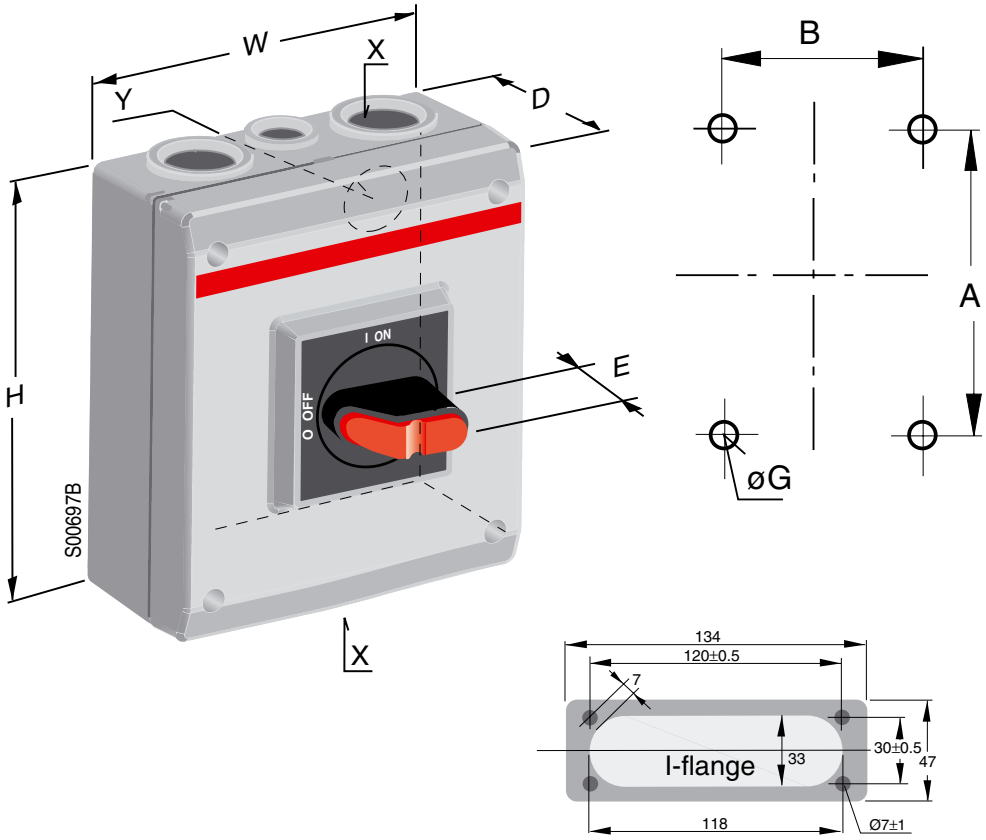

Type	W	H	D	E	B	A	ØG	X	Y
OTP 16_3M, _4M	130	150	60	33	115	136	5	2xM25+M16	2x (ø29+ø19)
OTE 16_3M, _4M	130	150	85	33	115	136	5	2xM25+M16	2x (ø29+ø19)
OTP 16_6M	130	150	85	33	115	136	5	2xM25+M16	2x (ø29+ø19)
OTP/OTE 25_3M, _4M	145	200	90	33	129.5	182.5	5	2xM32+M16	2x (ø38+ø19)
OTP 25_6M	145	200	90	45	129.5	182.5	5	2xM32+M16	2x (ø38+ø19)
OTP/OTE 36_3M, _4M	145	200	90	33	129.5	182.5	5	2xM32+M16	2x (ø38+ø19)
OTP 36_6M	145	200	90	45	129.5	182.5	5	2xM32+M16	2x (ø38+ø19)
OTP 63_3M	145	200	90	33	129.5	182.5	5	2xM32+M16	2x (ø38+ø19)
OTP/OTE 75_3B, _4B	200	400	140	33	176	376	6	I -flange	-
OTP 75_6B	200	400	140	45	176	376	6	I -flange	-
OTP/OTE 75_3U, _4U	200	400	140	33	176	376	6	-	-
OTP 75_6U	200	400	140	45	176	376	6	-	-
OTP/OTE 90_3B, _4B	200	400	140	33	176	376	6	I -flange	-
OTP 90_6B	200	400	140	45	176	376	6	I -flange	-
OTP/OTE 90_3U, _4U	200	400	140	33	176	376	6	-	-
OTP 90_6U	200	400	140	45	176	376	6	-	-
OTE 25_6B	200	400	140	45	176	376	6	I -flange	-
OTE 36_6B	200	400	140	45	176	376	6	I -flange	-

Plastic enclosed safety switches

Fixing entry size
in enclosure ø 7

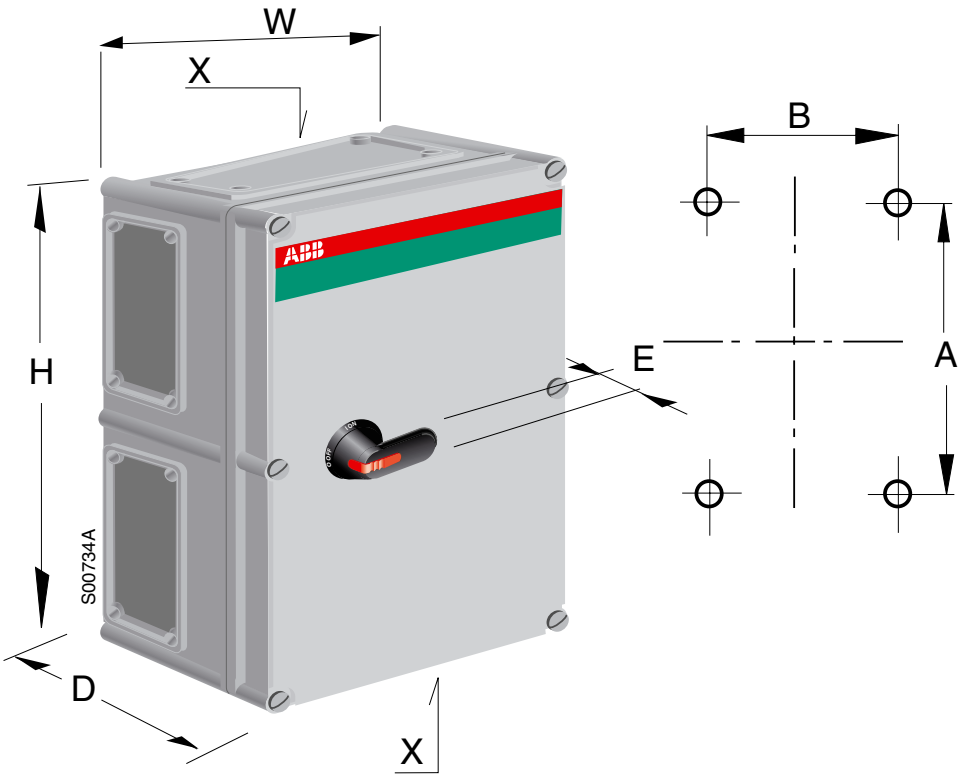

Type	Size				Cable entry	Fixing dimensions	
Safety switch	H	W	D	E	X	A	B
OT 90AFCC6_	280	380	180	45	I I	255	355
OT 125EFCC3_	380	280	130	45	I I	355	255
OT 125EFCC6_	560	380	180	45	I I	535	355
OT 160EFCC3_	560	280	180	45	I I	535	255
OT 160EFCC6_	560	380	180	45	I I	535	355
OT 160EGCC3_	560	380	180	45	I I	535	355
OT 200KFCC3_	560	280	180	45	I I	535	255
OT 200KFCC6_	760	560	250	45	2 x I I	735	535
OT 200KGCC3_	560	380	180	45	I I	535	355
OT 250KFCC3_	560	280	180	45	I I	535	255
OT 250KFCC6_	760	560	250	45	2 x I I	735	535
OT 250KGCC3_	560	380	180	45	I I	535	355
OT 315KFCC3_	560	380	180	45	I I	535	355
OT 315KFCC6_	760	560	250	45	2 x I I	735	535
OT 315KGCC3_	560	380	180	45	I I	535	355
OT 400DFCC3_	840	380	180	45	I I	815	355
OT 400DFCC6_	760	560	250	45	2 x I I	735	535
OT 400DGCC3_	760	560	250	45	2 x I I	735	535
OT 630KFCC3_	760	560	250	45	2 x I I	735	535
OT 630KFCC6_	760	560	250	45	2 x I I	735	535
OT 630KGCC3_	760	560	250	45	2 x I I	735	535

OTL, OTR16...63 with selector handle; cable outlets or B-flange

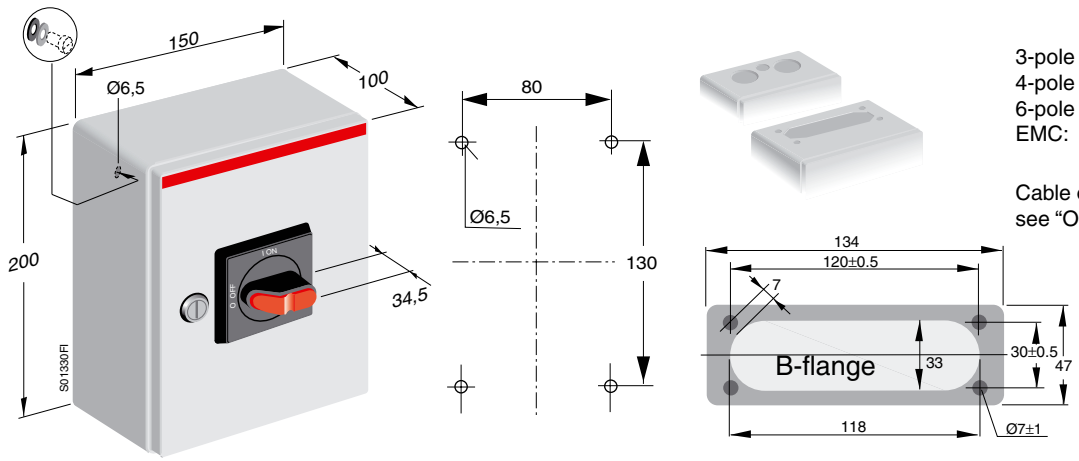

3-pole OTL, OTR16...63
4-pole OTL, OTR16...63
6-pole OTL, OTR16
EMC: OT16...36ETMM3_E
OT16ETMM6_E

Cable outlets,
see “Ordering Information”.

OTL, OTR25...63 pistol handle; cable outlets

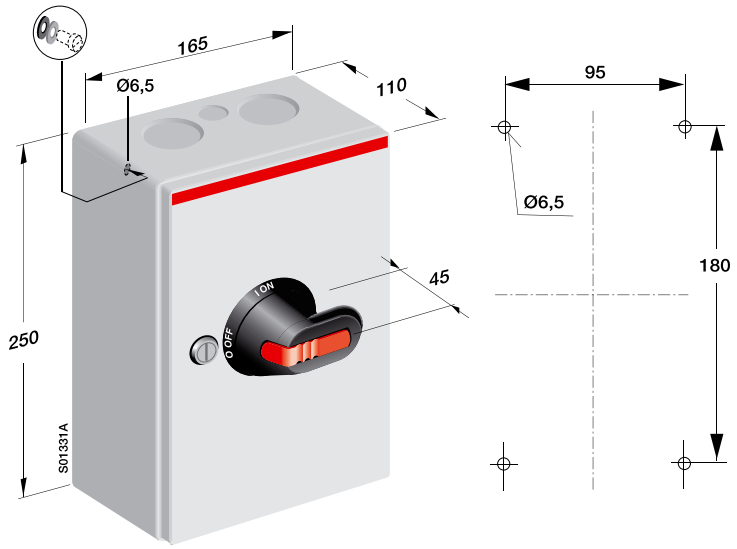

3-pole OTL, OTR63
4-pole OTL, OTR63
6-pole OTL, OTR25...36
EMC: OT63ETMM3_E
OT25...36ETMM6_E

Cable outlets,
see “Ordering Information”.

OTL, OTR75...90 pistol handle; B-flange or blank flange

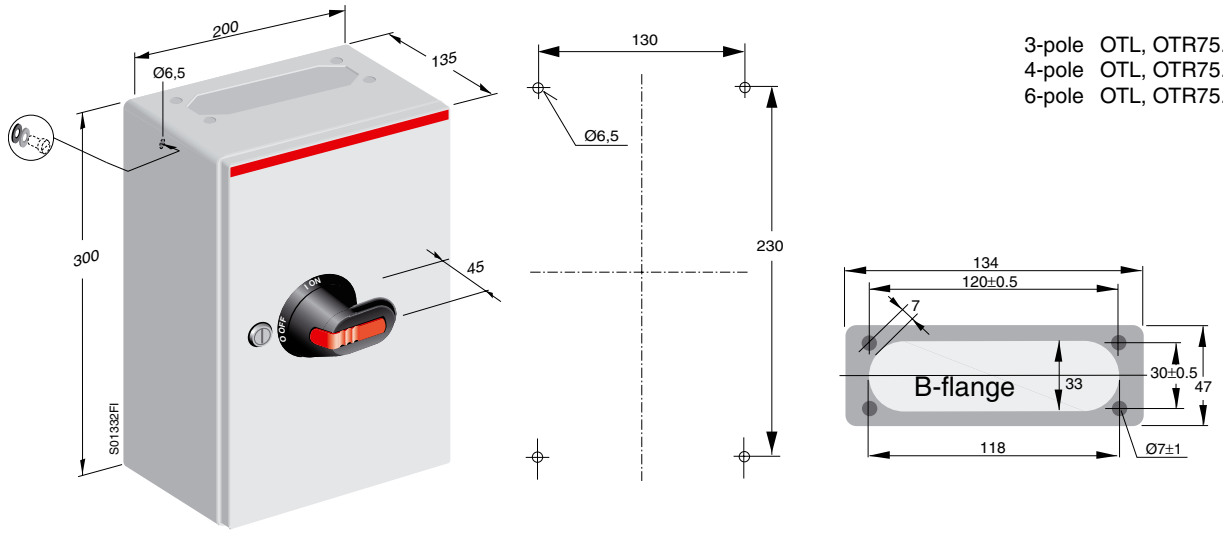

3-pole OTL, OTR75...90
4-pole OTL, OTR75...90
6-pole OTL, OTR75...90

Steel sheet enclosed safety switches

Fixing entry size in enclosure ø 6

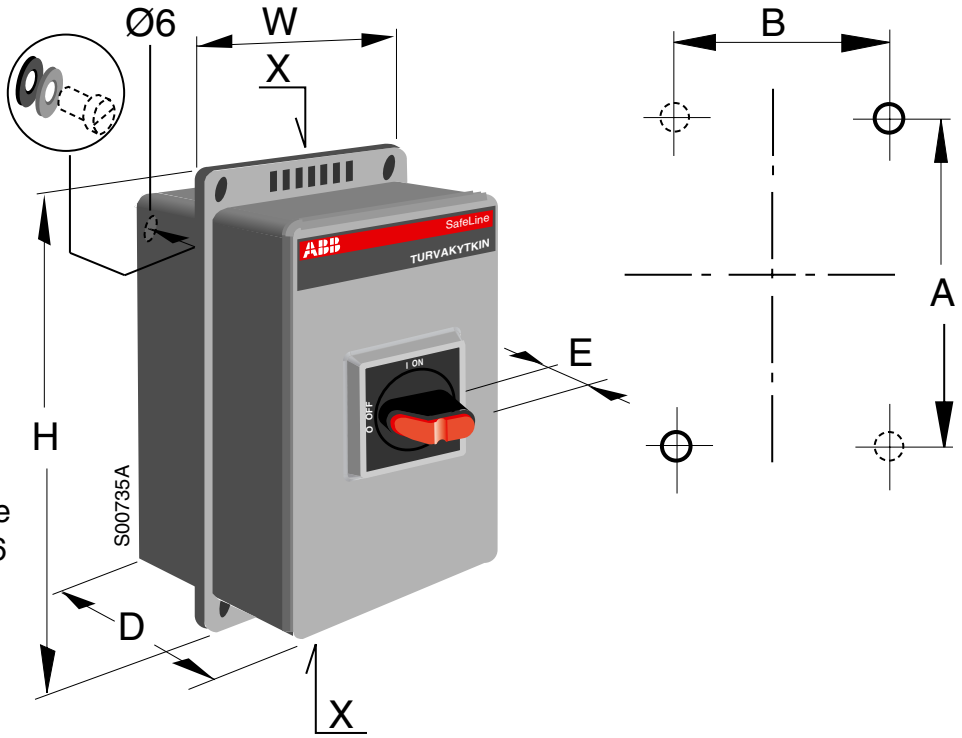

Type	Size						X/ Cable / entry
	H	W	D	E	A	B	
OT 16E_MM3	240	162	110	34.5	144	92	2xØ25+Ø16
OT 16ELMM3_1	240	162	110	34.5	144	92	2xØ25+Ø16
OT 25E_MM3_	240	162	110	34.5	144	92	2xØ32+Ø16
OT 36E_MM3_	240	162	110	34.5	144	92	2xØ32+Ø16
OT 63E_MM3_	350	233	140	34.5	250	160	2xØ32+Ø16
OT 75ELBB3_	350	233	140	34.5	250	160	B -flange
OT 90ELBB3_	350	233	140	34.5	250	160	B -flange
OT 16E_MM4_	240	162	110	34.5	144	92	2xØ25+Ø16
OT 25E_MM4_	240	162	110	34.5	144	92	2xØ32+Ø16
OT 36E_MM4_	240	162	110	34.5	144	92	2xØ32+Ø16
OT 63E_MM4_	350	233	140	34.5	250	160	2xØ32+Ø16
OT 16ELMM6_	240	162	110	34.5	144	92	2xØ25+Ø16
OT 25ELMM6_	350	233	140	45	250	160	2xØ32+Ø16
OT 36ELMM6_	350	233	140	45	250	160	2xØ32+Ø16
OT 75ELBB6_	350	233	140	45	250	160	B -flange

Steel sheet enclosed safety switches

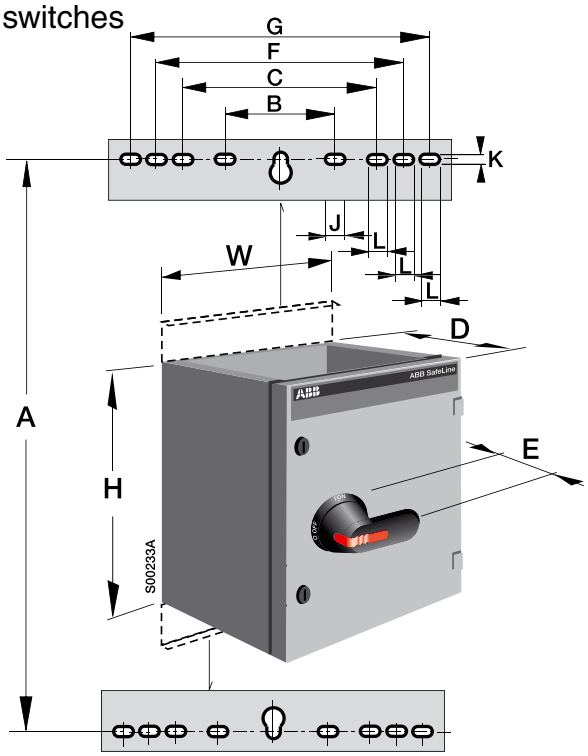

Type	Size				Fixing dimensions					Fixing hole		
Steel sheet enclosed	**H**	**W**	**D**	**E**	**A**	**B**	**C**	**F**	**G**	**J**	**K**	**L**
3- and 4-pole cable entries from top and bottom												
OT 90A__3_,_4_Z	400	250	180	45	445	162				27	11	
OT 125E__3_,_4_Z	400	250	180	45	445	162				27	11	
OT 160E__3_,_4_Z	600	400	230	45	645	303				35	11	
OT 200K__3_,_4_Z	600	400	230	45	645	303				35	11	
OT 250K__3_,_4_Z	600	400	230	45	645	303				35	11	
OT 315K__3_,_4_Z	600	400	230	45	645	303				35	11	
OT 400D__3_,_4_Z	800	400	230	45	845	303				35	11	
OT 630K__3_,_4_Z	1000	400	230	45	1045	303				35	11	
OT 800E__3_,_4_Z	1000	400	230	45	1045	303				35	11	
OT 1000B__3_	1200	800	330	45	1245	303	512	612	712	35	11	27
OT 1000BBAA3_	1200	400	330	45	1245	303				35	11	
OT 1250E_3_	1200	800	330	45	1245	303	512	612	712	35	11	27
3-pole, cable entries from bottom / 4-pole 250-400A cable entries from bottom												
OT 36E__3_	400	250	180	45	445	162				27	11	
OT 75E__3_	400	250	180	45	445	162				27	11	
OT 90A__3	400	400	230	45	445	303				35	11	
OT 125E__3_	400	400	230	45	445	303				35	11	
OT 160E__3_	600	400	230	45	645	303				35	11	
OT 200K__3_	600	400	230	45	645	303				35	11	
OT 250K__3_	800	400	230	45	845	303				35	11	
OT 250K__4_	600	400	230	45	645	303				35	11	
OT 315K__3_	800	400	230	45	845	303				35	11	
OT 315K__4_	600	400	230	45	645	303				35	11	
OT 400D__3_	800	400	230	45	845	303				35	11	
OT 400D__4_	600	400	230	45	645	303				35	11	
OT 630K__3_	1000	800	230	45	1045	303	512	612	712	35	11	27
OT 630KB__3_	1000	400	330	45	1045	303				35	11	
OT 800E__3_	1000	800	230	45	1045	303	512	612	712	35	11	27
OT 1000B__3_	1200	800	330	45	1245	303	512	612	712	35	11	27
OT 1250E_3_	1200	800	330	45	1245	303	512	612	712	35	11	27
6-pole, cable entries from top and bottom												
OT 125EL__6_	400	400	230	45	445	303				35	11	
OT 160EL__6_	600	400	230	45	645	303				35	11	
OT 200KL__6_	600	800	230	45	645	303	512	612	712	35	11	27
OT 250KL__6_	800	800	230	45	845	303	512	612	712	35	11	27
OT 315KL__6_	800	800	230	45	845	303	512	612	712	35	11	27
OT 400DL__6_	800	800	230	45	845	303	512	612	712	35	11	27
OT 630KL__6_	1000	800	230	45	1045	303	512	612	712	35	11	27
OT 800EL__6_	1000	800	230	45	1045	303	512	612	712	35	11	27
OT 1000BL__6_	1200	800	330	45	1245	303	512	612	712	35	11	27
6-pole, cable entries from bottom												
OT 90AAU_6_	600	400	230	45	645	303				35	11	
OT 125EAU_6_	600	400	230	45	645	303				35	11	
OT 160EAU_6_	800	400	230	45	845	303				35	11	
OT 200KAU_6_	600	800	230	45	645	303	512	612	712	35	11	27
OT 250KAU_6_	600	800	230	45	645	303	512	612	712	35	11	27
OT 315KAU_6_	800	800	230	45	845	303	512	612	712	35	11	27

Index

Type	Order number	Page	Description
BVPB-11	1SCA022749R6330	49	Plastic ventilation plug
BWS316TPN	2CMA142417R1000	13	Plastic enclosed safety switch
BWS316 F TPN	2CMA142440R1000	13	Plastic enclosed safety switch
BWS316 Y TPN	2CMA142423R1000	13	Plastic enclosed safety switch
BWS325 TPN	2CMA142420R1000	13	Plastic enclosed safety switch
BWS325 Y TPN	2CMA142426R1000	13	Plastic enclosed safety switch
BWS416 TPSN	2CMA142418R1000	13	Plastic enclosed safety switch
BWS416 Y TPSN	2CMA142424R1000	13	Plastic enclosed safety switch
BWS425 TPSN	2CMA142421R1000	13	Plastic enclosed safety switch
BWS425 Y TPSN	2CMA142427R1000	13	Plastic enclosed safety switch
BWS616 TPN	2CMA142419R1000	13	Plastic enclosed safety switch
BWS616 Y TPN	2CMA142425R1000	13	Plastic enclosed safety switch
BWS625 TPN	2CMA142422R1000	13	Plastic enclosed safety switch
BWS625 Y TPN	2CMA142428R1000	13	Plastic enclosed safety switch
EADR16	1SCA022749R6410	49	Gasket
EADR20	1SCA022749R6500	49	Gasket
EADR25	1SCA022749R6680	49	Gasket
EADR32	1SCA101165R1001	49	Gasket
EMCM16SET	1SCA022713R4000	66	Compression gland, EMC, metallic
EMCM20SET	1SCA022713R3610	66	Compression gland, EMC, metallic
EMCM25/M32SET	1SCA022722R3790	66	Compression gland, EMC, metallic
EMCM25SET	1SCA022713R3700	66	Compression gland, EMC, metallic
EMCM32SET	1SCA022713R3960	66	Compression gland, EMC, metallic
EMCM40SET	1SCA022734R5040	66	Compression gland, EMC, metallic
EMCM85SET	1SCA022727R1760	66	Compression gland, EMC, metallic
EMMU12	1SCA022722R1910	53	Compression gland, plastic
EMMU16	1SCA022722R2040	53	Compression gland, plastic
EMMU20	1SCA022722R2120	53	Compression gland, plastic
EMMU25	1SCA022722R2210	53	Compression gland, plastic
EMMU32	1SCA022722R2390	53	Compression gland, plastic
EMMU40	1SCA022722R2470	53	Compression gland, plastic
EMMU50	1SCA022722R2550	53	Compression gland, plastic
EMMU63	1SCA022722R2630	53	Compression gland, plastic
EMSKV12/5	1SCA022722R2710	53	Compression gland, plastic
EMSKV16/5	1SCA022722R2800	53	Compression gland, plastic
EMSKV20/6	1SCA022722R2980	53	Compression gland, plastic
EMSKV25/7	1SCA022722R3010	53	Compression gland, plastic
EMSKV32/8	1SCA022722R3100	53	Compression gland, plastic
EMSKV40/8	1SCA022722R3280	53	Compression gland, plastic
EMSKV50/9	1SCA022722R3360	53	Compression gland, plastic
EMSKV63/10	1SCA022722R3440	53	Compression gland, plastic
EMUG12	1SCA022715R8280	53	Compression gland, plastic
EMUG16	1SCA022715R8360	53	Compression gland, plastic
EMUG20	1SCA022715R8440	53	Compression gland, plastic
EMUG25	1SCA022715R8520	53	Compression gland, plastic
EMUG32	1SCA022715R8610	53	Compression gland, plastic
EMUG40	1SCA022715R8790	53	Compression gland, plastic
EMUG50	1SCA022715R8870	53	Compression gland, plastic
EMUG63	1SCA022715R8950	53	Compression gland, plastic
EPN650M16/M20	1SCA103053R1001	49	Plastic ventilation plug
EPN650M25/M32	1SCA101159R1001	49	Plastic ventilation plug
EPN650M32/M40	1SCA101160R1001	49	Plastic ventilation plug
ESKV12	1SCA022715R5850	53	Compression gland, plastic
ESKV16	1SCA022715R5930	53	Compression gland, plastic
ESKV20	1SCA022715R6070	53	Compression gland, plastic
ESKV25	1SCA022715R6150	53	Compression gland, plastic
ESKV32	1SCA022715R6230	53	Compression gland, plastic
ESKV40	1SCA022715R6310	53	Compression gland, plastic
ESKV50	1SCA022715R6400	53	Compression gland, plastic
ESKV63	1SCA022715R6580	53	Compression gland, plastic

Type	Order number	Page	Description
KIG-1	1SEH650052R6711	51	Cable flange
KIG-2	1SEH650052R6712	51	Cable flange
KIG-221-1	1SEH650052R6713	51	Cable flange
KIG-221-2	1SEH650052R6714	51	Cable flange
KIM13-1	1SEH655267R2050	51	Cable flange
KIM13-2	1SEH655267R2060	51	Cable flange
KOT61007	1SCA101607R1001	52	Cable flange
KOT61008	1SCA101606R1001	52	Cable flange
KRM16/12	1SCA022749R6090	49	Plastic ventilation plug
KRM20/12	1SCA022749R6170	49	Plastic ventilation plug
KRM25/12	1SCA022749R6980	49	Plastic ventilation plug
LBAS125/S	2CMA144495R1000	39	Aluminum enclosed safety switch
LBAS125/SK	2CMA144496R1000	39	Aluminum enclosed safety switch
LBAS160/S	2CMA144498R1000	39	Aluminum enclosed safety switch
LBAS160/SK	2CMA144499R1000	39	Aluminum enclosed safety switch
LBAS200/S	2CMA144500R1000	39	Aluminum enclosed safety switch
LBAS250/S	2CMA144503R1000	39	Aluminum enclosed safety switch
LBAS316 TPN	2CMA142430R1000	38	Aluminum enclosed safety switch
LBAS325 TPN	2CMA142432R1000	38	Aluminum enclosed safety switch
LBAS345 TPN	2CMA142627R1000	39	Aluminum enclosed safety switch
LBAS375 TPN	2CMA142628R1000	39	Aluminum enclosed safety switch
LBAS390 TPN	2CMA142628R1000	39	Aluminum enclosed safety switch
LBAS400/S	2CMA144505R1000	39	Aluminum enclosed safety switch
LBAS416 TPSN	2CMA142431R1000	38	Aluminum enclosed safety switch
LBAS425 TPSN	2CMA142433R1000	38	Aluminum enclosed safety switch
LBAS475 TPN	2CMA142631R1000	39	Aluminum enclosed safety switch
LBAS490 TPN	2CMA142632R1000	39	Aluminum enclosed safety switch
LBAS630/S	2CMA144506R1000	39	Aluminum enclosed safety switch
LBAS675 TPN	2CMA142633R1000	39	Aluminum enclosed safety switch
LBFEU	1SCA022713R6040	51	Cable flange
LBSI2ALM20	1SCA022713R6210	51	Cable flange
LBSI2ALM32+1ALM25	1SCA022722R3520	51	Cable flange
LBSI2ALM40	1SCA022713R6630	51	Cable flange
LBSI3ALM25+1TM25	1SCA022722R3610	51	Cable flange
LBSI3ALM32	1SCA022713R6550	51	Cable flange
LBSI4ALM25	1SCA022713R6390	51	Cable flange
LBSIU	1SCA022713R6120	51	Cable flange
OA1G01	1SCA022353R4890	47	Auxiliary contact
OA1G10	1SCA022353R4970	47	Auxiliary contact
OA1G10	1SCA022353R4970	47	Auxiliary contact
OA2G11	1SCA022379R8100	47	Auxiliary contact
OA3G01	1SCA022456R7410	47	Auxiliary contact
OBEA01	1SCA022190R3260	47	Auxiliary contact
OBEA01AU	1SCA022185R3730	47	Auxiliary contact
OBEA10	1SCA022190R3000	47	Auxiliary contact
OBEA10AU	1SCA022185R3310	47	Auxiliary contact
OESAZX162	1SCA022193R0400	48	Enclosure accessory
OESAZX164	1SCA022202R9520	48	Enclosure accessory
OESAZX165	1SCA022202R9790	48	Enclosure accessory
OEZXB11L	1SCA022560R4920	52	Cable flange
OEZXB12L	1SCA022560R5140	55	Cable flange
OEZXC 0	1SCA022277R6420	51	Cable flange
OEZXC11L	1SCA022560R5570	52	Cable flange
OEZXC12L	1SCA022560R5730	52	Cable flange
OEZXC1R	1SCA022281R3560	51	Cable flange
OEZXC2R	1SCA022281R3720	51	Cable flange
OEZXP120	1SCA022277R2350	50	Cable outlet accessory
OEZXP120C	1SCA022338R5360	50	Cable outlet accessory
OEZXP240	1SCA022277R2780	50	Cable outlet accessory
OEZXP240C	1SCA022338R5520	50	Cable outlet accessory

Index

Type	Order number	Page	Description
OEZXP24R	1SCA022277R3160	50	Cable outlet accessory
OEZXP280	1SCA022277R3910	50	Cable outlet accessory
OEZXP280C	1SCA022338R5950	50	Cable outlet accessory
OEZXP28R	1SCA022277R4560	50	Cable outlet accessory
OEZXP340	1SCA022277R3320	50	Cable outlet accessory
OEZXP340C	1SCA022338R5790	50	Cable outlet accessory
OEZXP34R	1SCA022277R3750	50	Cable outlet accessory
OEZXP380	1SCA022277R4720	50	Cable outlet accessory
OEZXP380C	1SCA022338R6170	50	Cable outlet accessory
OEZXP38R	1SCA022277R5020	50	Cable outlet accessory
OEZXPE120	1SCA022398R9970	66	Cable entries
OEZXPE240	1SCA022399R0040	66	Cable entries
OEZXPE24R	1SCA022399R0470	66	Cable entries
OEZXPE280	1SCA022399R0210	66	Cable entries
OEZXPE28R	1SCA022399R0630	66	Cable entries
OEZXPE34R	1SCA022399R0550	66	Cable entries
OEZXPE380	1SCA022399R0390	66	Cable entries
OEZXPE38R	1SCA022399R0710	66	Cable entries
OEZXPK120	1SCA022646R2730	49	Shield
OEZXPK240	1SCA022646R3110	49	Shield
OEZXPK280	1SCA022646R3200	49	Shield
OEZXPK380	1SCA022647R3510	49	Shield
OEZXR020	1SCA022656R8130	50	Ring-flange
OEZXR023	1SCA022277R5290	50	Ring-flange
OEZXR025	1SCA022656R8210	50	Ring-flange
OEZXR037	1SCA022277R5450	50	Ring-flange
OEZXR040	1SCA022656R8300	50	Ring-flange
OEZXR134	1SCA022277R5610	50	Ring-flange
OEZXR143	1SCA022277R5880	50	Ring-flange
OEZXR150	1SCA022277R6000	50	Ring-flange
OEZXR158	1SCA022277R6260	50	Ring-flange
OEZXRE020	1SCA022656R8480	66	Ring-flange
OEZXRE023	1SCA022399R0800	66	Ring-flange
OEZXRE025	1SCA022656R8560	66	Ring-flange
OEZXRE037	1SCA022399R0980	66	Ring-flange
OEZXRE040	1SCA022656R8640	66	Ring-flange
OEZXRE134	1SCA022399R1010	66	Ring-flange
OEZXRE143	1SCA022399R1100	66	Ring-flange
OEZXRE150	1SCA022399R1280	66	Ring-flange
OEZXRE158	1SCA022399R1360	66	Ring-flange
OEZXX143R	1SCA022350R3820	50	Ring-flange
OEZXX143R	1SCA022350R3820	66	Plate extension for ring-flange
OEZXX158R	1SCA022350R3910	50	Ring-flange
OEZXX158R	1SCA022350R3910	66	Plate extension for ring-flange
OEZXX6	1SCA022292R6330	48	Busbar connection
OEZXX7	1SCA022292R6170	48	Enclosure accessory
OEZXX8	1SCA022292R6500	48	Enclosure accessory
OHB125J12	1SCA022381R1560	46	Handle
OHB145J12	1SCA022381R2110	46	Handle
OHB145J12	1SCA022381R2110	46	Handle
OHB175J12	1SCA022381R2450	46	Handle
OHBS2AJ	1SCA022347R4030	46	Handle
OHB45J6	1SCA022380R8770	46	Handle
OHB45J6	1SCA022380R8770	46	Handle
OHB65J6	1SCA022380R9660	46	Handle
OHB95J12	1SCA022381R0830	46	Handle
OHY125J12	1SCA022381R1720	46	Handle
OHY145J12	1SCA022381R2370	46	Handle
OHY145J12	1SCA022381R2370	46	Handle
OHY175J12	1SCA022381R2700	46	Handle

Type	Order number	Page	Description
OHYS2AJ	1SCA022353R2840	46	Handle
OHY45J6	1SCA022380R8930	46	Handle
OHY45J6	1SCA022380R8930	46	Handle
OHY65J6	1SCA022380R9820	46	Handle
OHY95J12	1SCA022381R1050	46	Handle
OT1000BUUA3A	1SCA022438R7350	65	Safety switch
OT125EUUA3A	1SCA022438R8080	65	Safety switch
OT160EUUA3A	1SCA022438R7940	65	Safety switch
OT200KUUA3A	1SCA022438R7860	65	Safety switch
OT250KUUA3A	1SCA022438R7780	65	Safety switch
OT315KUUA3A	1SCA022438R7600	65	Safety switch
OT400DUUA3A	1SCA022438R7510	65	Safety switch
OT630KUUA3A	1SCA022438R7430	65	Safety switch
OT800EUUA3A	1SCA022828R0370	65	Safety switch
OT90ATRR6AZ	1SCA022742R4000	64	Safety switch with cable entries
OT90AUUA3A	1SCA022438R8160	65	Safety switch
OT1000BAUA2S	1SCA022339R1250	43	DC safety switch
OT1000BAUA2SZ	1SCA022348R2720	43	DC safety switch
OT1000BAUA3A	1SCA022297R5380	34	Steel sheet enclosed safety switch
OT1000BAUA3T	1SCA022277R1110	23	Steel sheet enclosed safety switch
OT1000BAUC2SZ	1SCA022468R3160	44	DC safety switch
OT1000BAUC3AZ	1SCA022513R0610	27	Steel sheet enclosed safety switch
OT1000BAUC3TZ	1SCA022340R4170	16	Steel sheet enclosed safety switch
OT1000BAUR2SZ	1SCA022468R2270	44	DC safety switch
OT1000BAUR3AZ	1SCA022513R1500	27	Steel sheet enclosed safety switch
OT1000BAUR3TZ	1SCA022340R3950	16	Steel sheet enclosed safety switch
OT1000BBCC3AZ	1SCA022512R6920	26	Steel sheet enclosed safety switch
OT1000BBCC3TZ	1SCA022340R3360	15	Steel sheet enclosed safety switch
OT1000BBRR3AZ	1SCA022543R2060	26	Steel sheet enclosed safety switch
OT1000BBRR3TZ	1SCA022340R3100	15	Steel sheet enclosed safety switch
OT1000BFCC3A	1SCA022297R5620	11	Plastic enclosed safety switch
OT1000BFCC3T	1SCA022277R1620	8	Plastic enclosed safety switch
OT1000BLAA3A	1SCA022297R9610	33	Steel sheet enclosed safety switch
OT1000BLAA3T	1SCA022277R0730	22	Steel sheet enclosed safety switch
OT1000BLAA6A	1SCA022297R9530	35	Steel sheet enclosed safety switch
OT1000BLAA6T	1SCA022277R0900	24	Steel sheet enclosed safety switch
OT1000BLCC3AZ	1SCA022512R6840	26	Steel sheet enclosed safety switch
OT1000BLCC3TZ	1SCA022340R3790	15	Steel sheet enclosed safety switch
OT1000BLCC6AZ	1SCA022512R8710	31	Steel sheet enclosed safety switch
OT1000BLCC6TZ	1SCA022338R9270	20	Steel sheet enclosed safety switch
OT1000BLRR3AZ	1SCA022512R7810	26	Steel sheet enclosed safety switch
OT1000BLRR3TZ	1SCA022340R3520	15	Steel sheet enclosed safety switch
OT1000BLRR6AZ	1SCA022338R9010	31	Steel sheet enclosed safety switch
OT1000BLRR6TZ	1SCA022338R9010	20	Steel sheet enclosed safety switch
OT1000BTAA3A	1SCA022438R7270	65	Safety switch
OT1000BTAA3T	1SCA022398R9890	61	Safety switch
OT1000BTRR3AZ	1SCA022742R3960	63	Safety switch with cable entries
OT1000BTRR3TZ	1SCA022513R7960	59	Steel sheet enclosed safety switch
OT1000BTRR6AZ	1SCA022742R4850	64	Safety switch
OT1000BTRR6TZ	1SCA022545R7950	60	Safety switch
OT1000BUUA3T	1SCA022398R8900	61	Safety switch
OT1000BUUR3AZ	1SCA022725R3010	63	Safety switch with cable entries
OT1000BUUR3TZ	1SCA022513R8850	59	Steel sheet enclosed safety switch
OT1000ERRR3TZ	1SCA103329R1001	40	Safety switch
OT1000ESUR3TZ	1SCA104434R1001	40	Safety switch
OT125 EUUA3T	1SCA022398R8220	61	Safety switch
OT1250EAUC3AZ	1SCA103279R1001	27	Steel sheet enclosed safety switch
OT1250EAUC3TZ	1SCA103274R1001	16	Steel sheet enclosed safety switch
OT1250EAUR3AZ	1SCA103275R1001	27	Steel sheet enclosed safety switch
OT1250EAUR3TZ	1SCA103273R1001	16	Steel sheet enclosed safety switch

Index

Type	Order number	Page	Description
OT1250ELCC3AZ	1SCA102768R1001	26	Steel sheet enclosed safety switch
OT1250ELCC3TZ	1SCA102769R1001	15	Steel sheet enclosed safety switch
OT1250ELRR3AZ	1SCA102772R1001	26	Steel sheet enclosed safety switch
OT1250ELRR3TZ	1SCA102773R1001	15	Steel sheet enclosed safety switch
OT1250ERRR3TZ	1SCA103351R1001	40	Safety switch
OT1250ESUR3TZ	1SCA104440R1001	40	Safety switch
OT1250ETRR3AZ	1SCA103282R1001	63	Safety switch with cable entries
OT1250ETRR3TZ	1SCA103280R1001	59	Steel sheet enclosed safety switch
OT1250EUUR3AC	1SCA103283R1001	63	Safety switch with cable entries
OT1250EUUR3TZ	1SCA103281R1001	59	Steel sheet enclosed safety switch
OT1250KAUA2S	1SCA022339R1410	43	DC safety switch
OT1250KAUA2SZ	1SCA022348R6390	43	DC safety switch
OT1250KAUC2SZ	1SCA022468R3240	44	DC safety switch
OT1250KAUR2SZ	1SCA022468R2350	44	DC safety switch
OT125EAUA3A	1SCA022298R0030	34	Steel sheet enclosed safety switch
OT125EAUA3T	1SCA022277R3670	23	Steel sheet enclosed safety switch
OT125EAUA6A	1SCA022500R4140	35	Steel sheet enclosed safety switch
OT125EAUA6T	1SCA022325R0190	24	Steel sheet enclosed safety switch
OT125EAUC3AZ	1SCA022512R9860	27	Steel sheet enclosed safety switch
OT125EAUC3TZ	1SCA022339R2060	16	Steel sheet enclosed safety switch
OT125EAUC6AZ	1SCA022542R6050	32	Steel sheet enclosed safety switch
OT125EAUC6TZ	1SCA022338R9600	21	Steel sheet enclosed safety switch
OT125EAUR3AZ	1SCA022513R0870	27	Steel sheet enclosed safety switch
OT125EAUR3TZ	1SCA022281R6660	16	Steel sheet enclosed safety switch
OT125EAUR6AZ	1SCA022542R5320	32	Steel sheet enclosed safety switch
OT125EAUR6TZ	1SCA022325R0350	21	Steel sheet enclosed safety switch
OT125EFCC3A	1SCA022280R1040	11	Plastic enclosed safety switch
OT125EFCC3T	1SCA022260R4990	8	Plastic enclosed safety switch
OT125EFCC4A	1SCA022745R6200	12	Plastic enclosed safety switch
OT125EFCC4T	1SCA022483R0050	10	Plastic enclosed safety switch
OT125EFCC6A	1SCA022297R8050	12	Plastic enclosed safety switch
OT125EFCC6T	1SCA022260R5110	10	Plastic enclosed safety switch
OT125ELAA3A	1SCA022297R9450	33	Steel sheet enclosed safety switch
OT125ELAA3T	1SCA022277R3240	22	Steel sheet enclosed safety switch
OT125ELAA6A	1SCA022297R8130	35	Steel sheet enclosed safety switch
OT125ELAA6T	1SCA022277R3410	24	Steel sheet enclosed safety switch
OT125ELCC3AZ	1SCA022512R6170	26	Steel sheet enclosed safety switch
OT125ELCC3TZ	1SCA022281R5260	15	Steel sheet enclosed safety switch
OT125ELCC4AZ	1SCA022542R7960	29	Steel sheet enclosed safety switch
OT125ELCC4TZ	1SCA022461R5160	18	Steel sheet enclosed safety switch
OT125ELCC6AZ	1SCA022512R8030	31	Steel sheet enclosed safety switch
OT125ELCC6TZ	1SCA022340R5140	20	Steel sheet enclosed safety switch
OT125ELRR6AZ	1SCA022512R8970	31	Steel sheet enclosed safety switch
OT125ELRR6TZ	1SCA022340R4920	20	Steel sheet enclosed safety switch
OT125ETAA3A	1SCA022438R6540	65	Safety switch
OT125ETAA3T	1SCA022398R9110	61	Safety switch
OT125ETRR6AZ	1SCA022742R4180	64	Safety switch
OT125ETRR6TZ	1SCA022545R7280	60	Safety switch
OT125EUUR3AZ	1SCA022725R2710	63	Safety switch with cable entries
OT125EUUR3TZ	1SCA022513R8180	59	Steel sheet enclosed safety switch
OT1600KAUA2S	1SCA022339R1680	43	DC safety switch
OT1600KAUA2SZ	1SCA022348R6470	43	DC safety switch
OT1600KAUC2SZ	1SCA022468R3320	44	DC safety switch
OT1600KAUR2SZ	1SCA022468R2430	44	DC safety switch
OT160EAUA2S	1SCA022350R0560	43	DC safety switch
OT160EAUA2SZ	1SCA022463R5860	43	DC safety switch
OT160EAUA3A	1SCA022298R0200	34	Steel sheet enclosed safety switch
OT160EAUA3T	1SCA022299R0690	23	Steel sheet enclosed safety switch
OT160EAUA6A	1SCA022500R3500	35	Steel sheet enclosed safety switch
OT160EAUA6T	1SCA022335R5020	24	Steel sheet enclosed safety switch

Type	Order number	Page	Description
OT160EAUC2SZ	1SCA022468R2510	44	DC safety switch
OT160EAUC3AZ	1SCA022512R9940	27	Steel sheet enclosed safety switch
OT160EAUC3TZ	1SCA022340R0510	16	Steel sheet enclosed safety switch
OT160EAUC6AZ	1SCA022542R6130	32	Steel sheet enclosed safety switch
OT160EAUC6TZ	1SCA022360R2300	21	Steel sheet enclosed safety switch
OT160EAUR2SZ	1SCA022468R1710	44	DC safety switch
OT160EAUR3AZ	1SCA022513R0950	27	Steel sheet enclosed safety switch
OT160EAUR3TZ	1SCA022340R0340	16	Steel sheet enclosed safety switch
OT160EAUR6AZ	1SCA022542R5410	32	Steel sheet enclosed safety switch
OT160EAUR6TZ	1SCA022360R2210	21	Steel sheet enclosed safety switch
OT160EFCC3A	1SCA022278R6810	11	Plastic enclosed safety switch
OT160EFCC3T	1SCA022299R1910	8	Plastic enclosed safety switch
OT160EFCC4A	1SCA022745R6380	12	Plastic enclosed safety switch
OT160EFCC4T	1SCA022302R5660	10	Plastic enclosed safety switch
OT160EFCC6A	1SCA022297R8210	12	Plastic enclosed safety switch
OT160EFCC6T	1SCA022299R0260	10	Plastic enclosed safety switch
OT160EGCC3A	1SCA022297R5890	11	Plastic enclosed safety switch
OT160EGCC3T	1SCA022298R9680	9	Plastic enclosed safety switch
OT160ELAA3A	1SCA022280R3250	33	Steel sheet enclosed safety switch
OT160ELAA3T	1SCA022281R7550	22	Steel sheet enclosed safety switch
OT160ELAA6A	1SCA022297R8300	35	Steel sheet enclosed safety switch
OT160ELAA6T	1SCA022299R2800	24	Steel sheet enclosed safety switch
OT160ELCC3AZ	1SCA022512R6250	26	Steel sheet enclosed safety switch
OT160ELCC3TZ	1SCA022340R0180	15	Steel sheet enclosed safety switch
OT160ELCC4AZ	1SCA022542R8000	29	Steel sheet enclosed safety switch
OT160ELCC4TZ	1SCA022461R5320	18	Steel sheet enclosed safety switch
OT160ELCC6AZ	1SCA022512R8110	31	Steel sheet enclosed safety switch
OT160ELCC6TZ	1SCA022340R5570	20	Steel sheet enclosed safety switch
OT160ELRR3AZ	1SCA022512R7220	26	Steel sheet enclosed safety switch
OT160ELRR3TZ	1SCA022339R9910	15	Steel sheet enclosed safety switch
OT160ELRR4AZ	1SCA022542R6810	29	Steel sheet enclosed safety switch
OT160ELRR4TZ	1SCA022461R5240	18	Steel sheet enclosed safety switch
OT160ELRR6AZ	1SCA022512R9010	31	Steel sheet enclosed safety switch
OT160ELRR6TZ	1SCA022340R5310	20	Steel sheet enclosed safety switch
OT160ETAA3A	1SCA022438R6620	65	Safety switch
OT160ETAA3T	1SCA022398R9200	61	Safety switch
OT160ETRR3AZ	1SCA022742R3370	63	Safety switch with cable entries
OT160ETRR3TZ	1SCA022513R7370	59	Steel sheet enclosed safety switch
OT160ETRR6AZ	1SCA022742R4260	64	Safety switch
OT160ETRR6TZ	1SCA022545R7360	60	Safety switch
OT160EUUA3T	1SCA022398R8310	61	Safety switch
OT160EUUR3AZ	1SCA022732R2260	63	Safety switch with cable entries
OT160EUUR3TZ	1SCA022513R8260	59	Steel sheet enclosed safety switch
OT16ELMM3A	1SCA022745R8670	33	Steel sheet enclosed safety switch
OT16ELMM3A1	1SCA022745R8750	33	Steel sheet enclosed safety switch
OT16ELMM3T	1SCA022472R6070	22	Steel sheet enclosed safety switch
OT16ELMM3T1	1SCA022472R6150	22	Steel sheet enclosed safety switch
OT16ELMM6A	1SCA022745R8410	35	Steel sheet enclosed safety switch
OT16ELMM6T	1SCA022473R3100	24	Steel sheet enclosed safety switch
OT16ETMM3A	1SCA022714R3500	65	Safety switch
OT16ETMM3AE	1SCA022742R0780	62	Steel sheet enclosed safety switch
OT16ETMM3T	1SCA022650R6610	61	Safety switch
OT16ETMM3TE	1SCA022734R5980	58	Steel sheet enclosed safety switch
OT16ETMM4A	1SCA022714R4060	65	Safety switch
OT16ETMM4T	1SCA022650R6700	61	Safety switch
OT16ETMM6AE	1SCA022742R1160	64	Safety switch
OT16ETMM6TE	1SCA022739R3870	60	Safety switch
OT200ERRR3TZ	1SCA101252R1001	40	Safety switch
OT200ERRR6TZ	1SCA102316R1001	41	Safety switch
OT200ESUR3TZ	1SCA102325R1001	40	Safety switch

Index

Type	Order number	Page	Description
OT200ESUR6TZ	1SCA102319R1001	41	Safety switch
OT200KAUA2S	1SCA022339R0440	43	DC safety switch
OT200KAUA2SZ	1SCA022348R4510	43	DC safety switch
OT200KAUA3A	1SCA022298R0460	34	Steel sheet enclosed safety switch
OT200KAUA3T	1SCA022277R4210	23	Steel sheet enclosed safety switch
OT200KAUA6A	1SCA022500R3680	35	Steel sheet enclosed safety switch
OT200KAUA6T	1SCA022338R9430	24	Steel sheet enclosed safety switch
OT200KAUC2SZ	1SCA022468R2600	44	DC safety switch
OT200KAUC3AZ	1SCA022513R0010	27	Steel sheet enclosed safety switch
OT200KAUC3TZ	1SCA022340R0930	16	Steel sheet enclosed safety switch
OT200KAUC6AZ	1SCA022542R6210	32	Steel sheet enclosed safety switch
OT200KAUC6TZ	1SCA022339R0280	21	Steel sheet enclosed safety switch
OT200KAUR2SZ	1SCA022468R1890	44	DC safety switch
OT200KAUR3AZ	1SCA022513R1090	27	Steel sheet enclosed safety switch
OT200KAUR3TZ	1SCA022281R6820	16	Steel sheet enclosed safety switch
OT200KAUR6AZ	1SCA022542R5590	32	Steel sheet enclosed safety switch
OT200KAUR6TZ	1SCA022339R0010	21	Steel sheet enclosed safety switch
OT200KFCC3A	1SCA022278R1340	11	Plastic enclosed safety switch
OT200KFCC3T	1SCA022260R5370	8	Plastic enclosed safety switch
OT200KFCC4A	1SCA022745R6460	12	Plastic enclosed safety switch
OT200KFCC4T	1SCA022367R9430	10	Plastic enclosed safety switch
OT200KFCC6A	1SCA022297R8480	12	Plastic enclosed safety switch
OT200KFCC6T	1SCA022260R5530	10	Plastic enclosed safety switch
OT200KGCC3A	1SCA022297R6010	11	Plastic enclosed safety switch
OT200KGCC3T	1SCA022276R8670	9	Plastic enclosed safety switch
OT200KLAA3A	1SCA022280R3840	33	Steel sheet enclosed safety switch
OT200KLAA3T	1SCA022277R3830	22	Steel sheet enclosed safety switch
OT200KLAA6A	1SCA022297R8560	35	Steel sheet enclosed safety switch
OT200KLAA6T	1SCA022277R4050	24	Steel sheet enclosed safety switch
OT200KLCC3AZ	1SCA022512R6330	26	Steel sheet enclosed safety switch
OT200KLCC3TZ	1SCA022281R5420	15	Steel sheet enclosed safety switch
OT200KLCC4AZ	1SCA022542R8260	29	Steel sheet enclosed safety switch
OT200KLCC4TZ	1SCA022461R5590	18	Steel sheet enclosed safety switch
OT200KLCC6AZ	1SCA022512R8200	31	Steel sheet enclosed safety switch
OT200KLCC6TZ	1SCA022338R7220	20	Steel sheet enclosed safety switch
OT200KLRR3AZ	1SCA022512R7310	26	Steel sheet enclosed safety switch
OT200KLRR3TZ	1SCA022340R0770	15	Steel sheet enclosed safety switch
OT200KLRR4AZ	1SCA022542R6990	29	Steel sheet enclosed safety switch
OT200KLRR4TZ	1SCA022461R5410	18	Steel sheet enclosed safety switch
OT200KLRR6AZ	1SCA022512R9190	31	Steel sheet enclosed safety switch
OT200KLRR6TZ	1SCA022340R5730	20	Steel sheet enclosed safety switch
OT200KTAA3A	1SCA022438R6710	65	Safety switch
OT200KTAA3T	1SCA022398R9380	61	Safety switch
OT200KTRR3AZ	1SCA022742R3450	63	Safety switch with cable entries
OT200KTRR3TZ	1SCA022513R7450	59	Steel sheet enclosed safety switch
OT200KTRR6AZ	1SCA022742R4340	64	Safety switch
OT200KTRR6TZ	1SCA022545R7440	60	Safety switch
OT200KUUA3T	1SCA022398R8490	61	Safety switch
OT200KUUR3AZ	1SCA022700R6340	63	Safety switch with cable entries
OT200KUUR3TZ	1SCA022513R8340	59	Steel sheet enclosed safety switch
OT250ERRR3TZ	1SCA102364R1001	40	Safety switch
OT250ERRR6TZ	1SCA102365R1001	41	Safety switch
OT250ESUR3TZ	1SCA102320R1001	40	Safety switch
OT250ESUR6TZ	1SCA102370R1001	41	Safety switch
OT250KAUA2S	1SCA022339R0610	43	DC safety switch
OT250KAUA2SZ	1SCA022348R4690	43	DC safety switch
OT250KAUA3A	1SCA022298R0620	34	Steel sheet enclosed safety switch
OT250KAUA3T	1SCA022276R8750	23	Steel sheet enclosed safety switch
OT250KAUA6A	1SCA022500R3760	35	Steel sheet enclosed safety switch
OT250KAUA6T	1SCA022360R2480	24	Steel sheet enclosed safety switch
OT250KAUC2SZ	1SCA022468R2860	44	DC safety switch
OT250KAUC3AZ	1SCA022513R0100	27	Steel sheet enclosed safety switch
OT250KAUC3TZ	1SCA022340R1310	16	Steel sheet enclosed safety switch
OT250KAUC6AZ	1SCA022542R6300	32	Steel sheet enclosed safety switch
OT250KAUC6TZ	1SCA022360R2640	21	Steel sheet enclosed safety switch
OT250KAUR2SZ	1SCA022468R1970	44	DC safety switch
OT250KAUR3AZ	1SCA022513R1170	27	Steel sheet enclosed safety switch
OT250KAUR3TZ	1SCA022281R7040	16	Steel sheet enclosed safety switch
OT250KAUR6AZ	1SCA022542R5670	32	Steel sheet enclosed safety switch
OT250KAUR6TZ	1SCA022360R2560	21	Steel sheet enclosed safety switch
OT250KFCC3A	1SCA022278R1930	11	Plastic enclosed safety switch
OT250KFCC3T	1SCA022276R8830	8	Plastic enclosed safety switch
OT250KFCC4A	1SCA022745R6540	12	Plastic enclosed safety switch
OT250KFCC4T	1SCA022619R2250	10	Plastic enclosed safety switch
OT250KFCC6A	1SCA022292R8640	12	Plastic enclosed safety switch
OT250KFCC6T	1SCA022276R9480	10	Plastic enclosed safety switch
OT250KGCC3A	1SCA022297R6270	11	Plastic enclosed safety switch
OT250KGCC3T	1SCA022276R9640	9	Plastic enclosed safety switch
OT250KLAA3A	1SCA022280R4490	33	Steel sheet enclosed safety switch
OT250KLAA3T	1SCA022277R4480	22	Steel sheet enclosed safety switch
OT250KLAA6A	1SCA022297R8720	35	Steel sheet enclosed safety switch
OT250KLAA6T	1SCA022277R4640	24	Steel sheet enclosed safety switch
OT250KLCC3AZ	1SCA022512R6410	26	Steel sheet enclosed safety switch
OT250KLCC3TZ	1SCA022281R5690	15	Steel sheet enclosed safety switch
OT250KLCC4AZ	1SCA022542R8340	29	Steel sheet enclosed safety switch
OT250KLCC4TZ	1SCA022461R5750	18	Steel sheet enclosed safety switch
OT250KLCC6AZ	1SCA022512R8380	31	Steel sheet enclosed safety switch
OT250KLCC6TZ	1SCA022338R7650	20	Steel sheet enclosed safety switch
OT250KLRR3AZ	1SCA022512R7490	26	Steel sheet enclosed safety switch
OT250KLRR3TZ	1SCA022340R1150	15	Steel sheet enclosed safety switch
OT250KLRR4AZ	1SCA022542R7020	29	Steel sheet enclosed safety switch
OT250KLRR4TZ	1SCA022461R5670	18	Steel sheet enclosed safety switch
OT250KLRR6AZ	1SCA022512R9270	31	Steel sheet enclosed safety switch
OT250KLRR6TZ	1SCA022338R7490	20	Steel sheet enclosed safety switch
OT250KTAA3A	1SCA022438R6890	65	Safety switch
OT250KTAA3T	1SCA022398R9460	61	Safety switch
OT250KTRR3AZ	1SCA022742R3530	63	Safety switch with cable entries
OT250KTRR3TZ	1SCA022513R7530	59	Steel sheet enclosed safety switch
OT250KTRR6AZ	1SCA022742R4420	64	Safety switch
OT250KTRR6TZ	1SCA022545R7520	60	Safety switch
OT250KUUA3T	1SCA022398R8570	61	Safety switch
OT250KUUR3AZ	1SCA022725R3190	63	Safety switch with cable entries
OT250KUUR3TZ	1SCA022513R8420	59	Steel sheet enclosed safety switch
OT25ELMM3A	1SCA022745R8830	33	Steel sheet enclosed safety switch
OT25ELMM3T	1SCA022472R6230	22	Steel sheet enclosed safety switch
OT25ELMM6A	1SCA022745R8590	35	Steel sheet enclosed safety switch
OT25ELMM6T	1SCA022473R3280	24	Steel sheet enclosed safety switch
OT25ETMM3A	1SCA022714R3680	65	Safety switch
OT25ETMM3AE	1SCA022742R0860	62	Steel sheet enclosed safety switch
OT25ETMM3T	1SCA022650R6960	61	Safety switch
OT25ETMM3TE	1SCA022734R6010	58	Steel sheet enclosed safety switch
OT25ETMM4A	1SCA022714R4140	65	Safety switch
OT25ETMM4T	1SCA022650R7000	61	Safety switch
OT25ETMM6AE	1SCA022742R1240	64	Safety switch
OT25ETMM6TE	1SCA022739R3950	60	Safety switch
OT310KAUA3A	1SCA022298R0890	34	Steel sheet enclosed safety switch
OT310KAUC3AZ	1SCA022513R0280	27	Steel sheet enclosed safety switch
OT310KAUR3AZ	1SCA022513R1250	27	Steel sheet enclosed safety switch
OT315ERRR3TZ	1SCA102332R1001	40	Safety switch
OT315ERRR6TZ	1SCA102327R1001	41	Safety switch
OT315ESUR3TZ	1SCA102317R1001	40	Safety switch
OT315ESUR6TZ	1SCA102330R1001	41	Safety switch
OT315KAUA2S	1SCA022339R1090	43	DC safety switch
OT315KAUA2SZ	1SCA022348R4770	43	DC safety switch

Index

Type	Order number	Page	Description
OT315KAUA3T	1SCA022276R9300	23	Steel sheet enclosed safety switch
OT315KAUA6A	1SCA022500R3840	35	Steel sheet enclosed safety switch
OT315KAUA6T	1SCA022335R4480	24	Steel sheet enclosed safety switch
OT315KAUC2SZ	1SCA022468R2940	44	DC safety switch
OT315KAUC3TZ	1SCA022340R1740	16	Steel sheet enclosed safety switch
OT315KAUC6AZ	1SCA022542R6480	32	Steel sheet enclosed safety switch
OT315KAUC6TZ	1SCA022360R2810	21	Steel sheet enclosed safety switch
OT315KAUR2SZ	1SCA022468R2010	44	DC safety switch
OT315KAUR3TZ	1SCA022281R7210	16	Steel sheet enclosed safety switch
OT315KAUR6AZ	1SCA022542R5750	32	Steel sheet enclosed safety switch
OT315KAUR6TZ	1SCA022360R2720	21	Steel sheet enclosed safety switch
OT315KFCC3A	1SCA022278R2580	11	Plastic enclosed safety switch
OT315KFCC3T	1SCA022276R9810	8	Plastic enclosed safety switch
OT315KFCC4A	1SCA022745R6620	12	Plastic enclosed safety switch
OT315KFCC4T	1SCA022367R9510	10	Plastic enclosed safety switch
OT315KFCC6A	1SCA022292R7730	12	Plastic enclosed safety switch
OT315KFCC6T	1SCA022277R0060	10	Plastic enclosed safety switch
OT315KGCC3A	1SCA022298R8280	11	Plastic enclosed safety switch
OT315KGCC3T	1SCA022277R0220	9	Plastic enclosed safety switch
OT315KLAA3A	1SCA022280R5030	33	Steel sheet enclosed safety switch
OT315KLAA3T	1SCA022276R8910	22	Steel sheet enclosed safety switch
OT315KLAA6A	1SCA022297R8990	35	Steel sheet enclosed safety switch
OT315KLAA6T	1SCA022276R9130	24	Steel sheet enclosed safety switch
OT315KLCC3AZ	1SCA022512R6500	26	Steel sheet enclosed safety switch
OT315KLCC3TZ	1SCA022281R5850	15	Steel sheet enclosed safety switch
OT315KLCC4AZ	1SCA022542R8690	29	Steel sheet enclosed safety switch
OT315KLCC4TZ	1SCA022461R5910	18	Steel sheet enclosed safety switch
OT315KLCC6AZ	1SCA022512R8460	31	Steel sheet enclosed safety switch
OT315KLCC6TZ	1SCA022338R8030	20	Steel sheet enclosed safety switch
OT315KLRR3AZ	1SCA022512R7570	26	Steel sheet enclosed safety switch
OT315KLRR3TZ	1SCA022340R1580	15	Steel sheet enclosed safety switch
OT315KLRR4AZ	1SCA022542R7110	29	Steel sheet enclosed safety switch
OT315KLRR4TZ	1SCA022461R5830	18	Steel sheet enclosed safety switch
OT315KLRR6AZ	1SCA022512R9350	31	Steel sheet enclosed safety switch
OT315KLRR6TZ	1SCA022338R7810	20	Steel sheet enclosed safety switch
OT315KTAA3A	1SCA022438R6970	65	Safety switch
OT315KTAA3T	1SCA022398R9540	61	Safety switch
OT315KTRR3AZ	1SCA022742R3610	63	Safety switch with cable entries
OT315KTRR3TZ	1SCA022513R7610	59	Steel sheet enclosed safety switch
OT315KTRR6AZ	1SCA022742R4510	64	Safety switch
OT315KTRR6TZ	1SCA022545R7610	60	Safety switch
OT315KUUA3T	1SCA022398R8650	61	Safety switch
OT315KUUR3AZ	1SCA022725R2890	63	Safety switch with cable entries
OT315KUUR3TZ	1SCA022513R8510	59	Steel sheet enclosed safety switch
OT36EAUA3A	1SCA022544R0800	34	Steel sheet enclosed safety switch
OT36EAUA3T	1SCA022470R8760	23	Steel sheet enclosed safety switch
OT36ELMM3A	1SCA022745R8910	33	Steel sheet enclosed safety switch
OT36ELMM3T	1SCA022472R6310	22	Steel sheet enclosed safety switch
OT36ELMM6A	1SCA022745R9130	35	Steel sheet enclosed safety switch
OT36ELMM6T	1SCA022472R9840	24	Steel sheet enclosed safety switch
OT36ETMM3A	1SCA022714R3840	65	Safety switch
OT36ETMM3AE	1SCA022742R0940	62	Steel sheet enclosed safety switch
OT36ETMM3T	1SCA022650R7180	61	Safety switch
OT36ETMM3TE	1SCA022734R6100	58	Steel sheet enclosed safety switch
OT36ETMM4A	1SCA022714R4220	65	Safety switch
OT36ETMM4T	1SCA022650R7340	61	Safety switch
OT36ETMM6AE	1SCA022742R1320	64	Safety switch
OT36ETMM6TE	1SCA022739R4090	60	Safety switch
OT400 DTRR6AZ	1SCA022742R4690	64	Safety switch
OT400DAUA3A	1SCA022297R4900	34	Steel sheet enclosed safety switch

Type	Order number	Page	Description
OT400DAUA3T	1SCA022276R9990	23	Steel sheet enclosed safety switch
OT400DAUA6A	1SCA022500R3920	35	Steel sheet enclosed safety switch
OT400DAUA6T	1SCA022335R4640	24	Steel sheet enclosed safety switch
OT400DAUC3AZ	1SCA022513R0360	27	Steel sheet enclosed safety switch
OT400DAUC3TZ	1SCA022340R2120	16	Steel sheet enclosed safety switch
OT400DAUC6AZ	1SCA022542R6560	32	Steel sheet enclosed safety switch
OT400DAUC6TZ	1SCA022360R3020	21	Steel sheet enclosed safety switch
OT400DAUR3AZ	1SCA022513R1330	27	Steel sheet enclosed safety switch
OT400DAUR3TZ	1SCA022281R7470	16	Steel sheet enclosed safety switch
OT400DAUR6AZ	1SCA022542R5830	32	Steel sheet enclosed safety switch
OT400DAUR6TZ	1SCA022360R2990	21	Steel sheet enclosed safety switch
OT400DFCC3A	1SCA022278R3120	11	Plastic enclosed safety switch
OT400DFCC3T	1SCA022277R0490	8	Plastic enclosed safety switch
OT400DFCC4A	1SCA022745R6710	12	Plastic enclosed safety switch
OT400DFCC4T	1SCA022623R3970	10	Plastic enclosed safety switch
OT400DFCC6A	1SCA022297R8810	12	Plastic enclosed safety switch
OT400DFCC6T	1SCA022277R0650	10	Plastic enclosed safety switch
OT400DGCC3A	1SCA022297R6430	11	Plastic enclosed safety switch
OT400DGCC3T	1SCA022277R0810	9	Plastic enclosed safety switch
OT400DLAA3A	1SCA022280R5620	33	Steel sheet enclosed safety switch
OT400DLAA3T	1SCA022276R9560	22	Steel sheet enclosed safety switch
OT400DLAA6A	1SCA022297R9110	35	Steel sheet enclosed safety switch
OT400DLAA6T	1SCA022276R9720	24	Steel sheet enclosed safety switch
OT400DLCC3AZ	1SCA022512R6680	26	Steel sheet enclosed safety switch
OT400DLCC3TZ	1SCA022281R6070	15	Steel sheet enclosed safety switch
OT400DLCC4AZ	1SCA022542R8770	29	Steel sheet enclosed safety switch
OT400DLCC4TZ	1SCA022461R6130	18	Steel sheet enclosed safety switch
OT400DLCC6AZ	1SCA022512R8540	31	Steel sheet enclosed safety switch
OT400DLCC6TZ	1SCA022338R8460	20	Steel sheet enclosed safety switch
OT400DLRR3AZ	1SCA022512R7650	26	Steel sheet enclosed safety switch
OT400DLRR3TZ	1SCA022340R1910	15	Steel sheet enclosed safety switch
OT400DLRR4AZ	1SCA022542R7290	29	Steel sheet enclosed safety switch
OT400DLRR4TZ	1SCA022461R6050	18	Steel sheet enclosed safety switch
OT400DLRR6AZ	1SCA022512R9430	31	Steel sheet enclosed safety switch
OT400DLRR6TZ	1SCA022338R8200	20	Steel sheet enclosed safety switch
OT400DTAA3A	1SCA022438R7010	65	Safety switch
OT400DTAA3T	1SCA022398R9620	61	Safety switch
OT400DTRR3AZ	1SCA022742R3700	63	Safety switch with cable entries
OT400DTRR3TZ	1SCA022513R7700	59	Steel sheet enclosed safety switch
OT400DTRR6TZ	1SCA022545R7790	60	Safety switch
OT400DUUA3T	1SCA022398R8730	61	Safety switch
OT400DUUR3AZ	1SCA022700R6420	63	Safety switch with cable entries
OT400DUUR3TZ	1SCA022513R8690	59	Steel sheet enclosed safety switch
OT400ERRR3TZ	1SCA102318R1001	40	Safety switch
OT400ERRR6TZ	1SCA102329R1001	41	Safety switch
OT400ESUR3TZ	1SCA102323R1001	40	Safety switch
OT400ESUR6TZ	1SCA102335R1001	41	Safety switch
OT630ERRR3TZ	1SCA102321R1001	40	Safety switch
OT630ERRR6TZ	1SCA102326R1001	41	Safety switch
OT630ESUR3TZ	1SCA102336R1001	40	Safety switch
OT630ESUR6TZ	1SCA102322R1001	41	Safety switch
OT630KAUA2S	1SCA022339R0870	43	DC safety switch
OT630KAUA2SZ	1SCA022348R5310	43	DC safety switch
OT630KAUA3A	1SCA022297R5110	34	Steel sheet enclosed safety switch
OT630KAUA3T	1SCA022277R0570	23	Steel sheet enclosed safety switch
OT630KAUA6A	1SCA022500R4060	35	Steel sheet enclosed safety switch
OT630KAUA6T	1SCA022438R2040	24	Steel sheet enclosed safety switch
OT630KAUC2SZ	1SCA022468R3080	44	DC safety switch
OT630KAUC3AZ	1SCA022513R0440	27	Steel sheet enclosed safety switch
OT630KAUC3TZ	1SCA022340R2550	16	Steel sheet enclosed safety switch

Index

Type	Order number	Page	Description
OT630KAUC6AZ	1SCA022542R6640	32	Steel sheet enclosed safety switch
OT630KAUC6TZ	1SCA022460R9860	21	Steel sheet enclosed safety switch
OT630KAUR2SZ	1SCA022468R2190	44	DC safety switch
OT630KAUR3AZ	1SCA022513R1410	27	Steel sheet enclosed safety switch
OT630KAUR3TZ	1SCA022281R7630	16	Steel sheet enclosed safety switch
OT630KAUR6AZ	1SCA022542R5910	32	Steel sheet enclosed safety switch
OT630KAUR6TZ	1SCA022460R9940	21	Steel sheet enclosed safety switch
OT630KBUA3A	1SCA022544R0710	34	Steel sheet enclosed safety switch
OT630KBUA3T	1SCA022284R1510	23	Steel sheet enclosed safety switch
OT630KBUC3AZ	1SCA022513R0520	27	Steel sheet enclosed safety switch
OT630KBUC3TZ	1SCA022340R2980	16	Steel sheet enclosed safety switch
OT630KBUR3AZ	1SCA022542R6720	27	Steel sheet enclosed safety switch
OT630KBUR3TZ	1SCA022340R2710	16	Steel sheet enclosed safety switch
OT630KFCC3A	1SCA022278R3710	11	Plastic enclosed safety switch
OT630KFCC3T	1SCA022277R1030	8	Plastic enclosed safety switch
OT630KFCC6A	1SCA022297R9020	12	Plastic enclosed safety switch
OT630KFCC6T	1SCA022277R1200	10	Plastic enclosed safety switch
OT630KGCC3A	1SCA022297R6600	11	Plastic enclosed safety switch
OT630KGCC3T	1SCA022277R1460	9	Plastic enclosed safety switch
OT630KLAA3A	1SCA022280R0150	33	Steel sheet enclosed safety switch
OT630KLAA3T	1SCA022277R0140	22	Steel sheet enclosed safety switch
OT630KLAA6A	1SCA022297R9370	35	Steel sheet enclosed safety switch
OT630KLAA6T	1SCA022277R0310	24	Steel sheet enclosed safety switch
OT630KLCC3AZ	1SCA022512R6760	26	Steel sheet enclosed safety switch
OT630KLCC3TZ	1SCA022340R2390	15	Steel sheet enclosed safety switch
OT630KLCC4AZ	1SCA022542R8850	29	Steel sheet enclosed safety switch
OT630KLCC4TZ	1SCA022461R6130	18	Steel sheet enclosed safety switch
OT630KLCC6AZ	1SCA022512R8620	31	Steel sheet enclosed safety switch
OT630KLCC6TZ	1SCA022338R8890	20	Steel sheet enclosed safety switch
OT630KLRR3AZ	1SCA022512R7730	26	Steel sheet enclosed safety switch
OT630KLRR3TZ	1SCA022281R6230	15	Steel sheet enclosed safety switch
OT630KLRR4AZ	1SCA022542R7450	29	Steel sheet enclosed safety switch
OT630KLRR4TZ	1SCA022461R6210	18	Steel sheet enclosed safety switch
OT630KLRR6AZ	1SCA022512R9510	31	Steel sheet enclosed safety switch
OT630KLRR6TZ	1SCA022338R8620	20	Steel sheet enclosed safety switch
OT630KTAA3A	1SCA022438R7190	65	Safety switch
OT630KTAA3T	1SCA022398R9710	61	Safety switch
OT630KTRR3AZ	1SCA022742R3880	63	Safety switch with cable entries
OT630KTRR3TZ	1SCA022513R7880	59	Steel sheet enclosed safety switch
OT630KTRR6AZ	1SCA022742R4770	64	Safety switch
OT630KTRR6TZ	1SCA022545R7870	60	Safety switch
OT630KUUA3T	1SCA022398R8810	61	Safety switch
OT630KUUR3AZ	1SCA022725R2970	63	Safety switch with cable entries
OT630KUUR3TZ	1SCA022513R8770	59	Steel sheet enclosed safety switch
OT63ELMM3A	1SCA022617R6050	33	Steel sheet enclosed safety switch
OT63ELMM3T	1SCA022473R0000	22	Steel sheet enclosed safety switch
OT63ETMM3A	1SCA022714R3920	65	Safety switch
OT63ETMM3AE	1SCA022742R1080	62	Steel sheet enclosed safety switch
OT63ETMM3T	1SCA022650R7420	61	Safety switch
OT63ETMM3TE	1SCA022734R6280	58	Steel sheet enclosed safety switch
OT63ETMM4A	1SCA022714R4310	65	Safety switch
OT63ETMM4T	1SCA022650R7260	61	Safety switch
OT75EAUA3A	1SCA022544R0980	34	Steel sheet enclosed safety switch
OT75EAUA3T	1SCA022470R8920	23	Steel sheet enclosed safety switch
OT75ELBB3A	1SCA022462R0830	33	Steel sheet enclosed safety switch
OT75ELBB3T	1SCA022462R3000	22	Steel sheet enclosed safety switch
OT75ELBB6A	1SCA022462R1300	35	Steel sheet enclosed safety switch
OT75ELBB6T	1SCA022462R3510	24	Steel sheet enclosed safety switch
OT800EAUA3A	1SCA022827R9870	34	Steel sheet enclosed safety switch
OT800EAUA3T	1SCA022827R9610	23	Steel sheet enclosed safety switch

Type	Order number	Page	Description
OT800EAUC3AZ	1SCA022827R9950	27	Steel sheet enclosed safety switch
OT800EAUC3TZ	1SCA022827R9790	16	Steel sheet enclosed safety switch
OT800EAUR3AZ	1SCA022828R0020	27	Steel sheet enclosed safety switch
OT800EAUR3TZ	1SCA022827R8210	16	Steel sheet enclosed safety switch
OT800ELAA3A	1SCA022828R0880	33	Steel sheet enclosed safety switch
OT800ELAA3T	1SCA022828R0530	22	Steel sheet enclosed safety switch
OT800ELAA6A	1SCA022828R2310	35	Steel sheet enclosed safety switch
OT800ELAA6T	1SCA022828R2150	24	Steel sheet enclosed safety switch
OT800ELCC3AZ	1SCA022828R1000	26	Steel sheet enclosed safety switch
OT800ELCC3TZ	1SCA022828R0700	15	Steel sheet enclosed safety switch
OT800ELCC4AZ	1SCA022828R1510	29	Steel sheet enclosed safety switch
OT800ELCC4TZ	1SCA022828R1420	18	Steel sheet enclosed safety switch
OT800ELCC6AZ	1SCA022828R2400	31	Steel sheet enclosed safety switch
OT800ELCC6TZ	1SCA022828R2230	20	Steel sheet enclosed safety switch
OT800ELRR3AZ	1SCA022828R1180	26	Steel sheet enclosed safety switch
OT800ELRR3TZ	1SCA022827R8390	15	Steel sheet enclosed safety switch
OT800ELRR4AZ	1SCA022828R1690	29	Steel sheet enclosed safety switch
OT800ELRR4TZ	1SCA022828R1260	18	Steel sheet enclosed safety switch
OT800ELRR6AZ	1SCA022828R2580	31	Steel sheet enclosed safety switch
OT800ELRR6TZ	1SCA022827R8470	20	Steel sheet enclosed safety switch
OT800ERRR3TZ	1SCA102333R1001	40	Safety switch
OT800ERRR6TZ	1SCA102334R1001	41	Safety switch
OT800ESUR3TZ	1SCA102324R1001	40	Safety switch
OT800ETAA3A	1SCA022828R1930	65	Safety switch
OT800ETAA3T	1SCA022828R1850	61	Safety switch
OT800ETRR3AZ	1SCA022828R2070	63	Safety switch with cable entries
OT800ETRR3TZ	1SCA022828R1770	59	Steel sheet enclosed safety switch
OT800ETRR6AZ	1SCA022828R2820	64	Safety switch
OT800ETRR6TZ	1SCA022828R2660	60	Safety switch
OT800EUUA3T	1SCA022828R0290	61	Safety switch
OT800EUUR3AZ	1SCA022828R0450	63	Safety switch with cable entries
OT800EUUR3TZ	1SCA022828R0110	59	Steel sheet enclosed safety switch
OT90AAUA3A	1SCA022297R9880	34	Steel sheet enclosed safety switch
OT90AAUA3T	1SCA022299R0420	23	Steel sheet enclosed safety switch
OT90AAUA6A	1SCA022500R3410	35	Steel sheet enclosed safety switch
OT90AAUA6T	1SCA022360R1830	24	Steel sheet enclosed safety switch
OT90AAUC3AZ	1SCA022512R9780	27	Steel sheet enclosed safety switch
OT90AAUC3TZ	1SCA022339R1840	16	Steel sheet enclosed safety switch
OT90AAUC6AZ	1SCA022542R1920	32	Steel sheet enclosed safety switch
OT90AAUC6TZ	1SCA022360R2130	21	Steel sheet enclosed safety switch
OT90AAUR3AZ	1SCA022513R0790	27	Steel sheet enclosed safety switch
OT90AAUR3TZ	1SCA022303R2440	16	Steel sheet enclosed safety switch
OT90AAUR6AZ	1SCA022542R1840	32	Steel sheet enclosed safety switch
OT90AAUR6TZ	1SCA022360R1910	21	Steel sheet enclosed safety switch
OT90AFCC6A	1SCA022297R7830	12	Plastic enclosed safety switch
OT90AFCC6T	1SCA022260R3590	10	Plastic enclosed safety switch
OT90ALAA3A	1SCA022297R9290	33	Steel sheet enclosed safety switch
OT90ALAA3T	1SCA022281R7390	22	Steel sheet enclosed safety switch
OT90ALAA6A	1SCA022297R7910	35	Steel sheet enclosed safety switch
OT90ALAA6T	1SCA022299R2630	24	Steel sheet enclosed safety switch
OT90ALCC3AZ	1SCA022512R6090	26	Steel sheet enclosed safety switch
OT90ALCC3TZ	1SCA022340R5490	15	Steel sheet enclosed safety switch
OT90ALCC4AZ	1SCA022542R7700	29	Steel sheet enclosed safety switch
OT90ALCC4TZ	1SCA022461R5080	18	Steel sheet enclosed safety switch
OT90ALCC6AZ	1SCA022512R7900	31	Steel sheet enclosed safety switch
OT90ALCC6TZ	1SCA022340R4760	20	Steel sheet enclosed safety switch
OT90ALRR6AZ	1SCA022512R8890	31	Steel sheet enclosed safety switch
OT90ALRR6TZ	1SCA022340R4500	20	Steel sheet enclosed safety switch
OT90ATAA3A	1SCA022438R6460	65	Safety switch
OT90ATAA3T	1SCA022398R9030	61	Safety switch

Index

Type	Order number	Page	Description
OT90ATRR6TZ	1SCA022545R7100	60	Safety switch
OT90AUUA3T	1SCA022398R8140	61	Safety switch
OT90AUUR3AZ	1SCA022700R6260	63	Safety switch with cable entries
OT90AUUR3TZ	1SCA022513R8000	59	Steel sheet enclosed safety switch
OT90ELBB3A	1SCA022462R0910	33	Steel sheet enclosed safety switch
OT90ELBB3T	1SCA022462R3180	22	Steel sheet enclosed safety switch
OTE16A3M	1SCA022613R8710	56	Plastic enclosed EMC safety switch
OTE16A4M	1SCA022613R8800	56	Plastic enclosed EMC safety switch
OTE16A6M	1SCA022681R1250	57	Plastic enclosed EMC safety switch
OTE16AL3M	1SCA022613R9610	56	Plastic enclosed EMC safety switch
OTE16AL4M	1SCA022613R9790	56	Plastic enclosed EMC safety switch
OTE16T3M	1SCA022613R2190	54	Plastic enclosed EMC safety switch
OTE16T4M	1SCA022613R2430	54	Plastic enclosed EMC safety switch
OTE16T6M	1SCA022613R8980	55	Plastic enclosed EMC safety switch
OTE16TL3M	1SCA022613R9870	54	Plastic enclosed EMC safety switch
OTE16TL4M	1SCA022613R9950	54	Plastic enclosed EMC safety switch
OTE25A3M	1SCA022613R9010	56	Plastic enclosed EMC safety switch
OTE25A4M	1SCA022613R9100	56	Plastic enclosed EMC safety switch
OTE25A6B	1SCA022615R0500	57	Plastic enclosed EMC safety switch
OTE25AL3M	1SCA022614R0020	56	Plastic enclosed EMC safety switch
OTE25AL4M	1SCA022614R0110	56	Plastic enclosed EMC safety switch
OTE25T3M	1SCA022613R2270	54	Plastic enclosed EMC safety switch
OTE25T4M	1SCA022613R2510	54	Plastic enclosed EMC safety switch
OTE25T6B	1SCA022506R4120	55	Plastic enclosed EMC safety switch
OTE25TL3M	1SCA022614R0290	54	Plastic enclosed EMC safety switch
OTE25TL4M	1SCA022614R0370	54	Plastic enclosed EMC safety switch
OTE36A3M	1SCA022613R9280	56	Plastic enclosed EMC safety switch
OTE36A4M	1SCA022613R9360	56	Plastic enclosed EMC safety switch
OTE36A6B	1SCA022652R3890	57	Plastic enclosed EMC safety switch
OTE36AL3M	1SCA022614R0450	56	Plastic enclosed EMC safety switch
OTE36AL4M	1SCA022614R0530	56	Plastic enclosed EMC safety switch
OTE36T3M	1SCA022613R2350	54	Plastic enclosed EMC safety switch
OTE36T4M	1SCA022613R2600	54	Plastic enclosed EMC safety switch
OTE36T6B	1SCA022506R4210	55	Plastic enclosed EMC safety switch
OTE36TL3M	1SCA022614R0610	54	Plastic enclosed EMC safety switch
OTE36TL4M	1SCA022614R0700	54	Plastic enclosed EMC safety switch
OTE75A3B	1SCA022438R4760	56	Plastic enclosed EMC safety switch
OTE75A3M	1SCA022812R5990	56	Plastic enclosed EMC safety switch
OTE75A4B	1SCA022438R5220	56	Plastic enclosed EMC safety switch
OTE75A4M	1SCA022812R6370	56	Plastic enclosed EMC safety switch
OTE75A6B	1SCA022652R3970	57	Plastic enclosed EMC safety switch
OTE75A6M	1SCA022812R6700	57	Plastic enclosed EMC safety switch
OTE75AL3B	1SCA022500R9290	56	Plastic enclosed EMC safety switch
OTE75AL3M	1SCA022812R6110	56	Plastic enclosed EMC safety switch
OTE75AL4B	1SCA022500R9700	56	Plastic enclosed EMC safety switch
OTE75AL4M	1SCA022812R6530	56	Plastic enclosed EMC safety switch
OTE75T3B	1SCA022438R3790	54	Plastic enclosed EMC safety switch
OTE75T3M	1SCA022812R4160	54	Plastic enclosed EMC safety switch
OTE75T4B	1SCA022438R4250	54	Plastic enclosed EMC safety switch
OTE75T4M	1SCA022812R4670	54	Plastic enclosed EMC safety switch
OTE75T6B	1SCA022536R1680	55	Plastic enclosed EMC safety switch
OTE75T6M	1SCA022812R5720	55	Plastic enclosed EMC safety switch
OTE75TL3B	1SCA022469R0610	54	Plastic enclosed EMC safety switch
OTE75TL3M	1SCA022812R4320	54	Plastic enclosed EMC safety switch
OTE75TL4B	1SCA022469R1260	54	Plastic enclosed EMC safety switch
OTE75TL4M	1SCA022812R5300	54	Plastic enclosed EMC safety switch
OTE90A3B	1SCA022438R4840	56	Plastic enclosed EMC safety switch
OTE90A3M	1SCA022812R6020	56	Plastic enclosed EMC safety switch
OTE90A4B	1SCA022438R5310	56	Plastic enclosed EMC safety switch
OTE90A4M	1SCA022812R6450	55	Plastic enclosed EMC safety switch

Type	Order number	Page	Description
OTE90A6B	1SCA022652R4010	57	Plastic enclosed EMC safety switch
OTE90A6M	1SCA022812R6880	57	Plastic enclosed EMC safety switch
OTE90AL3B	1SCA022500R9370	56	Plastic enclosed EMC safety switch
OTE90AL3M	1SCA022812R6290	56	Plastic enclosed EMC safety switch
OTE90AL4B	1SCA022500R9880	56	Plastic enclosed EMC safety switch
OTE90AL4M	1SCA022812R6610	56	Plastic enclosed EMC safety switch
OTE90T3B	1SCA022438R3870	54	Plastic enclosed EMC safety switch
OTE90T3M	1SCA022812R4240	54	Plastic enclosed EMC safety switch
OTE90T4B	1SCA022438R4330	54	Plastic enclosed EMC safety switch
OTE90T4M	1SCA022812R5050	54	Plastic enclosed EMC safety switch
OTE90T6B	1SCA022536R1760	55	Plastic enclosed EMC safety switch
OTE90T6M	1SCA022812R5810	55	Plastic enclosed EMC safety switch
OTE90TL3B	1SCA022469R0700	54	Plastic enclosed EMC safety switch
OTE90TL3M	1SCA022812R4410	54	Plastic enclosed EMC safety switch
OTE90TL4B	1SCA022469R1340	54	Plastic enclosed EMC safety switch
OTE90TL4M	1SCA022812R5560	54	Plastic enclosed EMC safety switch
OTL 16A3B	1SCA022575R1630	25	Steel sheet enclosed safety switch
OTL 16A3M	1SCA022612R8750	25	Steel sheet enclosed safety switch
OTL 25A3B	1SCA022575R1710	25	Steel sheet enclosed safety switch
OTL 25A3M	1SCA022612R8830	25	Steel sheet enclosed safety switch
OTL 36A3B	1SCA022575R1800	25	Steel sheet enclosed safety switch
OTL 36A3M	1SCA022612R8910	25	Steel sheet enclosed safety switch
OTL 63A3B	1SCA022575R1980	25	Steel sheet enclosed safety switch
OTL 63A3M	1SCA022612R9050	25	Steel sheet enclosed safety switch
OTL 75A3B	1SCA022555R7580	25	Steel sheet enclosed safety switch
OTL 75A3U	1SCA022707R7610	25	Steel sheet enclosed safety switch
OTL 90A3B	1SCA022555R7820	25	Steel sheet enclosed safety switch
OTL 90A3U	1SCA022707R7790	25	Steel sheet enclosed safety switch
OTL16A4B	1SCA022745R7010	28	Steel sheet enclosed safety switch
OTL16A4M	1SCA022612R9130	28	Steel sheet enclosed safety switch
OTL16A6B	1SCA022745R7430	31	Steel sheet enclosed safety switch
OTL16A6M	1SCA022612R9560	30	Steel sheet enclosed safety switch
OTL16T3B	1SCA022571R9150	14	Steel sheet enclosed safety switch
OTL16T3M	1SCA022612R9810	14	Steel sheet enclosed safety switch
OTL16T4B	1SCA022580R5150	17	Steel sheet enclosed safety switch
OTL16T4M	1SCA022613R0140	17	Steel sheet enclosed safety switch
OTL16T6B	1SCA022580R5230	19	Steel sheet enclosed safety switch
OTL16T6M	1SCA022613R0570	19	Steel sheet enclosed safety switch
OTL25A4B	1SCA022745R7190	28	Steel sheet enclosed safety switch
OTL25A4M	1SCA022612R9210	28	Steel sheet enclosed safety switch
OTL25A6B	1SCA022745R6890	30	Steel sheet enclosed safety switch
OTL25A6M	1SCA022612R9640	30	Steel sheet enclosed safety switch
OTL25T3B	1SCA022571R9230	14	Steel sheet enclosed safety switch
OTL25T3M	1SCA022612R9990	14	Steel sheet enclosed safety switch
OTL25T4B	1SCA022580R5310	17	Steel sheet enclosed safety switch
OTL25T4M	1SCA022613R0220	17	Steel sheet enclosed safety switch
OTL25T6B	1SCA022580R8090	19	Steel sheet enclosed safety switch
OTL25T6M	1SCA022613R0650	19	Steel sheet enclosed safety switch
OTL36A4B	1SCA022745R7270	28	Steel sheet enclosed safety switch
OTL36A4M	1SCA022612R9300	28	Steel sheet enclosed safety switch
OTL36A6B	1SCA022745R6970	30	Steel sheet enclosed safety switch
OTL36A6M	1SCA022612R9720	30	Steel sheet enclosed safety switch
OTL36T3B	1SCA022571R9310	14	Steel sheet enclosed safety switch
OTL36T3M	1SCA022613R0060	14	Steel sheet enclosed safety switch
OTL36T4B	1SCA022580R5400	17	Steel sheet enclosed safety switch
OTL36T4M	1SCA022613R0310	17	Steel sheet enclosed safety switch
OTL36T6B	1SCA022580R8170	19	Steel sheet enclosed safety switch
OTL36T6M	1SCA022613R0730	19	Steel sheet enclosed safety switch
OTL63A4B	1SCA022745R7350	28	Steel sheet enclosed safety switch
OTL63A4M	1SCA022612R9480	28	Steel sheet enclosed safety switch

Index

Type	Order number	Page	Description
OTL63T3B	1SCA022571R9400	14	Steel sheet enclosed safety switch
OTL63T3M	1SCA022609R7180	14	Steel sheet enclosed safety switch
OTL63T4B	1SCA022580R5580	17	Steel sheet enclosed safety switch
OTL63T4M	1SCA022613R0490	17	Steel sheet enclosed safety switch
OTL75A4B	1SCA022555R7660	28	Steel sheet enclosed safety switch
OTL75A6B	1SCA022555R7740	30	Steel sheet enclosed safety switch
OTL75A6U	1SCA022696R4830	30	Steel sheet enclosed safety switch
OTL75T3B	1SCA022546R0820	14	Steel sheet enclosed safety switch
OTL75T3U	1SCA022718R4520	14	Steel sheet enclosed safety switch
OTL75T4B	1SCA022546R0910	17	Steel sheet enclosed safety switch
OTL75T6B	1SCA022546R1040	19	Steel sheet enclosed safety switch
OTL75T6U	1SCA022730R9160	19	Steel sheet enclosed safety switch
OTL90A4B	1SCA022555R7910	28	Steel sheet enclosed safety switch
OTL90A6B	1SCA022555R8040	30	Steel sheet enclosed safety switch
OTL90A6U	1SCA022708R3090	30	Steel sheet enclosed safety switch
OTL90T3B	1SCA022546R1120	14	Steel sheet enclosed safety switch
OTL90T3U	1SCA022718R4610	14	Steel sheet enclosed safety switch
OTL90T4B	1SCA022546R1210	17	Steel sheet enclosed safety switch
OTL90T6B	1SCA022546R1390	19	Steel sheet enclosed safety switch
OTL90T6U	1SCA022730R9240	19	Steel sheet enclosed safety switch
OTP16A3M	1SCA022399R6750	11	Plastic enclosed safety switch
OTP16A4M	1SCA022401R1060	12	Plastic enclosed safety switch
OTP16A6M	1SCA022401R2200	12	Plastic enclosed safety switch
OTP16H3M	1SCA022608R8190	8	Plastic enclosed safety switch
OTP16H3M/10	1SCA022608R9240	8	Plastic enclosed safety switch
OTP16H3M1	1SCA022432R1090	8	Plastic enclosed safety switch
OTP16H3M1/10	1SCA022608R9750	8	Plastic enclosed safety switch
OTP16H3M25	1SCA022699R3000	8	Plastic enclosed safety switch
OTP16H3M25/10	1SCA022699R3180	8	Plastic enclosed safety switch
OTP16H3M251	1SCA022699R3340	8	Plastic enclosed safety switch
OTP16H3M251/10	1SCA022699R3420	8	Plastic enclosed safety switch
OTP16H3P	1SCA022371R2310	8	Plastic enclosed safety switch
OTP16H3P/10	1SCA022373R1610	8	Plastic enclosed safety switch
OTP16H3P1	1SCA022371R2400	8	Plastic enclosed safety switch
OTP16H3P1/10	1SCA022373R1700	8	Plastic enclosed safety switch
OTP16HT3M	1SCA022400R9410	8	Plastic enclosed safety switch
OTP16HT3M/10	1SCA022641R7510	8	Plastic enclosed safety switch
OTP16HT3M1	1SCA022400R9320	8	Plastic enclosed safety switch
OTP16HT3M1/10	1SCA022641R7600	8	Plastic enclosed safety switch
OTP16HT3M25	1SCA022699R3770	8	Plastic enclosed safety switch
OTP16HT3M25/10	1SCA022699R3850	8	Plastic enclosed safety switch
OTP16HT3M251	1SCA022699R4070	8	Plastic enclosed safety switch
OTP16HT3M251/10	1SCA022699R4150	8	Plastic enclosed safety switch
OTP16K3M	1SCA022400R9830	8	Plastic enclosed safety switch
OTP16K3M1	1SCA022400R9750	8	Plastic enclosed safety switch
OTP16K3M25	1SCA022699R4310	8	Plastic enclosed safety switch
OTP16K3M251	1SCA022699R4400	8	Plastic enclosed safety switch
OTP16KA3M	1SCA022399R6590	11	Plastic enclosed safety switch
OTP16KA3M1	1SCA022401R0330	11	Plastic enclosed safety switch
OTP16KA3M25	1SCA022699R4580	11	Plastic enclosed safety switch
OTP16KA3M251	1SCA022699R4660	11	Plastic enclosed safety switch
OTP16T3M	1SCA022400R9910	8	Plastic enclosed safety switch
OTP16T4M	1SCA022401R0500	10	Plastic enclosed safety switch
OTP16T6M	1SCA022401R1730	10	Plastic enclosed safety switch
OTP25A3M	1SCA022399R6670	11	Plastic enclosed safety switch
OTP25A4M	1SCA022401R1220	12	Plastic enclosed safety switch
OTP25A6M	1SCA022401R2460	12	Plastic enclosed safety switch
OTP25T3M	1SCA022401R0090	8	Plastic enclosed safety switch
OTP25T4M	1SCA022401R0680	10	Plastic enclosed safety switch
OTP25T6M	1SCA022401R1810	10	Plastic enclosed safety switch

Type	Order number	Page	Description
OTP36A3M	1SCA022399R6830	11	Plastic enclosed safety switch
OTP36A4M	1SCA022401R1490	12	Plastic enclosed safety switch
OTP36A6M	1SCA022401R2620	12	Plastic enclosed safety switch
OTP36T3M	1SCA022401R0170	8	Plastic enclosed safety switch
OTP36T4M	1SCA022401R0760	10	Plastic enclosed safety switch
OTP36T6M	1SCA022401R1900	10	Plastic enclosed safety switch
OTP63A3M	1SCA022613R1200	11	Plastic enclosed safety switch
OTP63T3M	1SCA022608R2910	8	Plastic enclosed safety switch
OTP75A3B	1SCA022382R0550	11	Plastic enclosed safety switch
OTP75A3M	1SCA022812R3430	11	Plastic enclosed safety switch
OTP75A3U	1SCA022401R0410	11	Plastic enclosed safety switch
OTP75A4B	1SCA022401R1570	12	Plastic enclosed safety switch
OTP75A4M	1SCA022812R3780	12	Plastic enclosed safety switch
OTP75A4U	1SCA022401R1650	12	Plastic enclosed safety switch
OTP75A6B	1SCA022401R2710	12	Plastic enclosed safety switch
OTP75A6M	1SCA022812R3940	12	Plastic enclosed safety switch
OTP75A6U	1SCA022401R2890	12	Plastic enclosed safety switch
OTP75T3B	1SCA022371R2910	8	Plastic enclosed safety switch
OTP75T3M	1SCA022812R2890	8	Plastic enclosed safety switch
OTP75T3U	1SCA022401R0250	8	Plastic enclosed safety switch
OTP75T4B	1SCA022383R0860	10	Plastic enclosed safety switch
OTP75T4M	1SCA022812R3010	10	Plastic enclosed safety switch
OTP75T4U	1SCA022401R0840	10	Plastic enclosed safety switch
OTP75T6B	1SCA022371R3040	10	Plastic enclosed safety switch
OTP75T6M	1SCA022812R3270	10	Plastic enclosed safety switch
OTP75T6U	1SCA022401R2030	10	Plastic enclosed safety switch
OTP90A3B	1SCA022430R0410	11	Plastic enclosed safety switch
OTP90A3M	1SCA022812R3510	11	Plastic enclosed safety switch
OTP90A3U	1SCA022430R1060	11	Plastic enclosed safety switch
OTP90A4B	1SCA022430R1900	12	Plastic enclosed safety switch
OTP90A4M	1SCA022812R3860	12	Plastic enclosed safety switch
OTP90A4U	1SCA022430R2030	12	Plastic enclosed safety switch
OTP90A6B	1SCA022430R2540	12	Plastic enclosed safety switch
OTP90A6M	1SCA022812R4080	12	Plastic enclosed safety switch
OTP90A6U	1SCA022430R2620	12	Plastic enclosed safety switch
OTP90T3B	1SCA022429R3450	8	Plastic enclosed safety switch
OTP90T3M	1SCA022812R2970	8	Plastic enclosed safety switch
OTP90T3U	1SCA022430R0760	8	Plastic enclosed safety switch
OTP90T4B	1SCA022430R1310	10	Plastic enclosed safety switch
OTP90T4M	1SCA022812R3190	10	Plastic enclosed safety switch
OTP90T4U	1SCA022401R0840	10	Plastic enclosed safety switch
OTP90T6B	1SCA022430R2380	10	Plastic enclosed safety switch
OTP90T6M	1SCA022812R3350	10	Plastic enclosed safety switch
OTP90T6U	1SCA022430R2460	10	Plastic enclosed safety switch
OTR16A3B	1SCA022575R7410	37	Safety switch
OTR16A3M	1SCA022613R2860	37	Safety switch
OTR16A4B	1SCA022745R7780	37	Safety switch
OTR16A4M	1SCA022613R3240	37	Safety switch
OTR16A6B	1SCA022745R8160	37	Safety switch
OTR16A6M	1SCA022613R3670	37	Safety switch
OTR16T3B	1SCA022572R0160	36	Safety switch
OTR16T3M	1SCA022613R2780	36	Safety switch
OTR16T4B	1SCA022580R5740	36	Safety switch
OTR16T4M	1SCA022613R4210	36	Safety switch
OTR16T6B	1SCA022580R5820	36	Safety switch
OTR16T6M	1SCA022613R464	36	Safety switch
OTR25A3B	1SCA022575R7590	37	Safety switch
OTR25A3M	1SCA022613R2940	37	Safety switch
OTR25A4B	1SCA022745R7860	37	Safety switch
OTR25A4M	1SCA022613R3320	37	Safety switch

Index

Type	Order number	Page	Description
OTR25A6B	1SCA022745R7510	37	Safety switch
OTR25A6M	1SCA022613R3750	37	Safety switch
OTR25T3B	1SCA022572R0240	36	Safety switch
OTR25T3M	1SCA022613R3910	36	Safety switch
OTR25T4B	1SCA022580R5910	36	Safety switch
OTR25T4M	1SCA022613R4300	36	Safety switch
OTR25T6B	1SCA022580R8250	36	Safety switch
OTR25T6M	1SCA022613R4720	36	Safety switch
OTR36A3B	1SCA022575R7670	37	Safety switch
OTR36A3M	1SCA022613R3080	37	Safety switch
OTR36A4B	1SCA022745R7940	37	Safety switch
OTR36A4M	1SCA022613R3410	37	Safety switch
OTR36A6B	1SCA022745R7600	37	Safety switch
OTR36A6M	1SCA022613R3830	37	Safety switch
OTR36T3B	1SCA022572R0320	36	Safety switch
OTR36T3M	1SCA022613R4050	36	Safety switch
OTR36T4B	1SCA022580R6040	36	Safety switch
OTR36T4M	1SCA022613R4480	36	Safety switch
OTR36T6B	1SCA022580R8330	36	Safety switch
OTR36T6M	1SCA022613R4810	36	Safety switch
OTR63A3B	1SCA022575R7750	37	Safety switch
OTR63A3M	1SCA022613R3160	37	Safety switch
OTR63A4B	1SCA022745R8080	37	Safety switch
OTR63A4M	1SCA022613R3590	37	Safety switch
OTR63T3B	1SCA022572R0410	36	Safety switch
OTR63T3M	1SCA022613R4130	36	Safety switch
OTR63T4B	1SCA022580R6120	36	Safety switch
OTR63T4M	1SCA022613R4560	36	Safety switch
OTR75A3B	1SCA022567R8960	37	Safety switch
OTR75A4B	1SCA022567R9000	37	Safety switch
OTR75A6B	1SCA022596R7210	37	Safety switch
OTR75T3B	1SCA022567R1280	36	Safety switch
OTR75T4B	1SCA022567R1360	36	Safety switch
OTR75T6B	1SCA022580R9060	36	Safety switch
OTR90A3B	1SCA022567R9180	37	Safety switch
OTR90A4B	1SCA022567R9260	37	Safety switch
OTR90A6B	1SCA022596R7300	37	Safety switch
OTR90T3B	1SCA022567R1440	36	Safety switch
OTR90T4B	1SCA022567R1520	36	Safety switch
OTR90T6B	1SCA022580R9140	36	Safety switch
OZXB1	1SCA022119R7450	48	Terminal clamp
OZXB1/1	1SCA022193R9880	48	Terminal clamp
OZXB2	1SCA022119R7610	48	Terminal clamp
OZXB2/1	1SCA022194R0200	48	Terminal clamp
OZXB2L	1SCA022158R7750	48	Terminal clamp
OZXB2L/1	1SCA022194R0460	48	Terminal clamp
OZXB3	1SCA022136R8100	48	Terminal clamp
OZXB3/1	1SCA022194R0620	48	Terminal clamp
OZXB4	1SCA022137R4760	48	Terminal clamp
OZXB4/1	1SCA022194R0890	48	Terminal clamp
OZXB5	1SCA022137R2470	48	Terminal clamp
OZXB5/1	1SCA022194R1010	48	Terminal clamp
OZXB6	1SCA022137R4920	48	Terminal clamp
OZXB6/1	1SCA022194R1270	48	Terminal clamp
OZXB8	1SCA022744R1510	48	Terminal clamp
OZXB8/1	1SCA022744R1600	48	Terminal clamp
OZXB9	1SCA022750R3210	48	Terminal clamp
OZXB9/1	1SCA022750R3300	48	Terminal clamp
OZXE19	1SCA022162R8020	48	Busbar connection
OZXE20	1SCA022161R8650	48	Busbar connection

Type	Order number	Page	Description
OZXE21	1SCA022161R8810	48	Busbar connection
OZXE45	1SCA022809R0240	48	Busbar connection
OZXE46	1SCA022809R3180	48	Busbar connection
OZXE54	1SCA022733R9150	48	Busbar connection
OZXE56	1SCA022811R5920	48	Busbar connection
OZXE57	1SCA022811R6060	48	Busbar connection
OZXK2	1SCA022131R8850	47	Auxiliary contact
OZXK4	1SCA022131R9230	47	Auxiliary contact
OZXK5	1SCA022131R9400	47	Auxiliary contact
OZXL1	1SCA022439R6770	48	Terminal clamp
OZXL1/1	1SCA022469R6220	48	Terminal clamp
OZXL2	1SCA022335R2430	48	Terminal clamp
OZXL2/1	1SCA022352R3340	48	Terminal clamp
OZXT1	1SCA022469R6310	48	Terminal clamp
OZXT1/1	1SCA022469R6490	48	Terminal clamp
SORPNMPAM25/M20	1SCA022646R4510	49	Plastic ventilation plug
SORPNMPAM32/M25	1SCA022646R4600	49	Plastic ventilation plug
YMF-MB10215	1SCA022191R2170	52	Cable flange
YMF-MB10861SET	1SCA022715R9090	52	Cable flange
YMF-MB10862SET	1SCA022715R9170	52	Cable flange
YMF-MK10440	1SCA022660R7130	52	Cable flange

Contact us

ABB Oy
Low Voltage Products
P.O. Box 622
FI-65101 VAASA, Finland
Telephone +358 10 22 11
Telefax ?358 10 22 45708

ABB AB
Cewe-Control
Box 1005
SE-611 29 NYKÖPING, Sweden
Telephone +46 155 29 50 00
Telefax +46 155 28 81 10

www.abb.com
www.switchselector.com

Catalogue OT2GB 09_04
1SCC340006C0201

The technical data and dimensions are valid at the time of printing.
We reserve the right to subsequent alterations.

ISO 9001 BUREAU VERITAS Certification
ISO 14001 BUREAU VERITAS Certification
OHSAS 18001 BUREAU VERITAS Certification

The operations of the manufacturing plant have been certified.

Power and productivity
for a better world™